

LATIN AMERICA

QUARTERLY REPORT 1Q 2022

DEAL OF THE QUARTER

**Emgesa completes absorption of three subsidiaries
of Enel Américas to create Enel Colombia**

Sponsored by:  **Datasite**[®]

AON




Seal your

next deal now

In M&A, only your A-game will do. Because you're only as good as your next success.

So deal in a next-generation data room. With next-level technology and next-door support – 24/7/365. Plus end-to-end M&A tools to stack the odds in your favor.

Whatever your next challenge may be, tackle it with Datasite – where deals are made.

Learn more at datasite.com 

datasite.com | Argentina: 800 3455 448 | Brazil: + 55 11 3895 8542
Chile: 800 914 466 | Colombia: 800 518 5251 | Mexico: + 52 55 8000 7438

 **Datasite**[®]
Where deals are made

AON

**Better decisions
start here.**



Scan the QR code
to find out more



INDEX



INDEX



OVERVIEW



PRIVATE EQUITY



VENTURE CAPITAL



ASSET ACQUISITION



EQUITY CAPITAL MARKETS



LARGEST TRANSACTIONS



DEAL OF THE QUARTER



TTR RADAR



RANKINGS



OVERVIEW

(M&A*, PRIVATE EQUITY, VENTURE CAPITAL AND ASSET ACQUISITIONS) **

- Total Transaction Volume and Aggregate Value
- Deal Volume in Latin America
- Transactions by Size
- Leading Subsectors
- Cross-border deals



PRIVATE EQUITY **

- Total Transaction Volume and Aggregate Value
- Leading Firms and Subsectors



VENTURE CAPITAL **

- Total Transaction Volume and Aggregate Value
- Leading Firms and Subsectors



ASSET ACQUISITION

- Total Transaction Volume and Aggregate Value
- Leading Subsectors

* Includes acquisition / sales of assets. Does not include Joint Venture.

** Includes announced and completed transactions in which at least one Latin America-based is involved.

*** Includes transactions acted by Latin American companies in or abroad.



EQUITY CAPITAL MARKETS ***

- IPOs
- Follow-On



LARGEST TRANSACTIONS OF THE QUARTER

- Mergers & Acquisitions
- Private Equity
- Venture Capital



DEAL OF THE QUARTER

Emgesa completes absorption of three subsidiaries of Enel Américas to create Enel Colombia



TTR RADAR

- Forward-looking Intelligence:
 - Aggregated Intelligence
 - Proprietary Intelligence



RANKING YEAR TO DATE

- Financial Advisors
- Legal Advisors
- Dealmakers

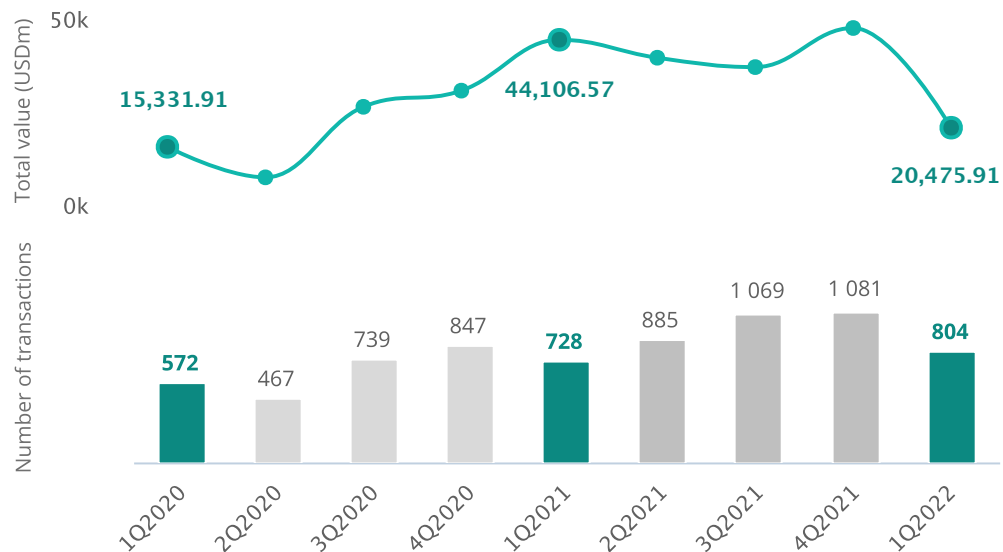
OVERVIEW (M&A, PRIVATE EQUITY, VENTURE CAPITAL AND ASSET ACQUISITIONS)

TOTAL TRANSACTION VOLUME AND AGGREGATE VALUE

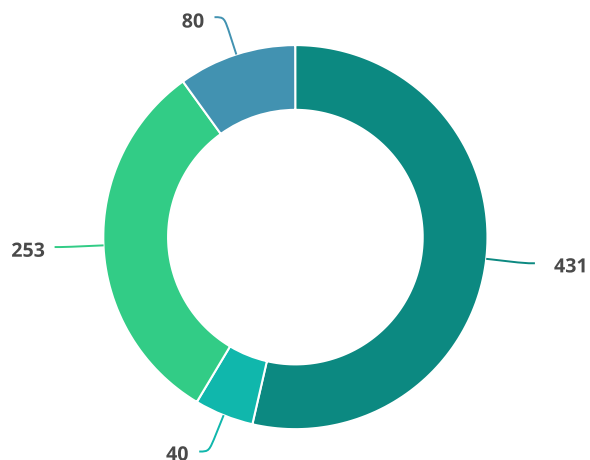
YEAR TO DATE

Total aggregate value (USDm):	20,476	▼ -53.58%
Number of transactions:	804	▲ 10.44%
Completed:	630 (78%)	
Disclosed value:	364 (45%)	


DEAL FLOW SINCE 2020



Number of Transactions by Type



Last Four Years (Jan-Dec)



▲ ▼ % All the percentages represent a variation relative to the same period the previous year.

■ Total aggregate value (USDm) ■ Number of transactions

<p>M&A</p> <ul style="list-style-type: none"> - Total: 431 13,132 USDm - Ongoing: 129 9,354 USDm - Completed: 302 3,778 USDm 	<p>Private Equity</p> <ul style="list-style-type: none"> - Total: 40 930 USDm - Ongoing: 12 610 USDm - Completed: 28 320 USDm
<p>Venture Capital</p> <ul style="list-style-type: none"> - Total: 253 3,064 USDm - Ongoing: 8 263 USDm - Completed: 245 2,801 USDm 	<p>Asset Acquisition</p> <ul style="list-style-type: none"> - Total: 80 3,350 USDm - Ongoing: 25 2,934 USDm - Completed: 55 417 USDm

INDEX

OVERVIEW

PRIVATE EQUITY

VENTURE CAPITAL

ASSET ACQUISITION

EQUITY CAPITAL MARKETS

LARGEST TRANSACTIONS

DEAL OF THE QUARTER

TTR RADAR

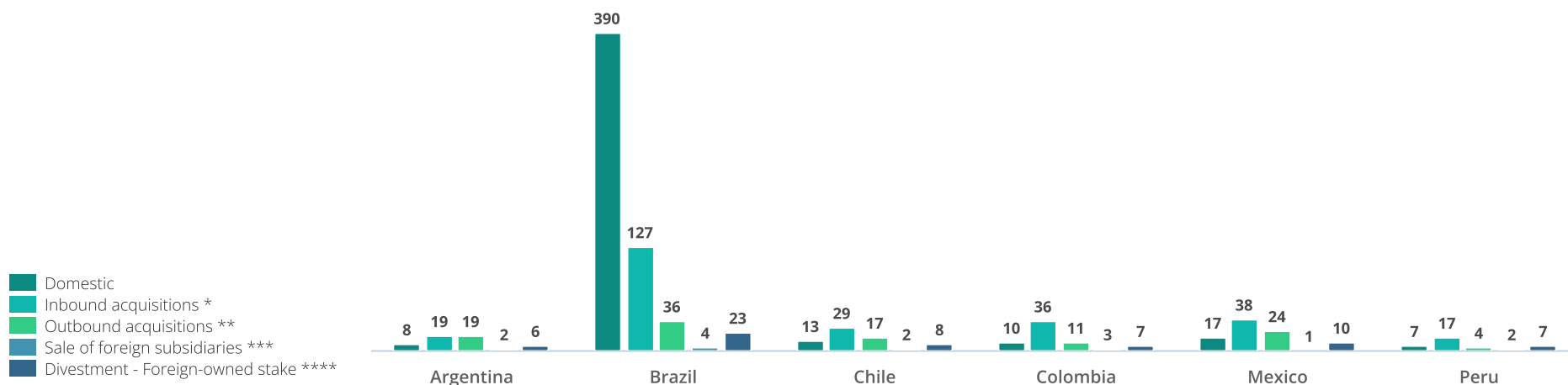
RANKINGS

INFO

OVERVIEW (M&A, PRIVATE EQUITY, VENTURE CAPITAL AND ASSET ACQUISITIONS)

DEAL VOLUME IN LATIN AMERICA

Top 6 M&A Markets in Latin America (Year to date)



TOP DEALS - 1Q 2022 (USDm)

TARGET	COUNTRY	SUBSECTOR	BUYER	COUNTRY	SELLER	COUNTRY	VALUE (USDm)
SulAmérica	Brazil	25.02.03 Insurance Brokerage 25 Financial Services / 25.02 Insurance	Rede D'Or São Luiz	Brazil	-	-	3,083.42 (Approx.)
Concessão do Polo Potiguar	Brazil	20.02.99 Other Oil, Gas & Consumable Fuels 20 Energy & Utilities / 20.02 Oil, Gas & Consumable Fuels	3R Potiguar	Brazil	Petrobras	Brazil	1,380.00
GNL Quintero	Chile	20.02.07 Oil & Gas Storage, Distribution & Retail (Downstream) 20 Energy & Utilities / 20.02 Oil, Gas & Consumable Fuels	EIG Global Energy Partners, Fluxys	Belgium, United States	Enagás Chile, Ontario Municipal Employees Retirement System (OMERS)	Canada, Chile	1,165.00 (Approx.)
Scotiabank Chile	Chile	25.01.03 Commercial, Retail & Mortgage Banking 25 Financial Services / 25.01 Banking & Investment	Scotiabank	Canada	Grupo Said	Chile	1,023.96 (Approx.)
CCR	Brazil	35.09.05 Toll Bridges, Roads & Highways 35 Industrials / 35.09 Transport Infrastructure	Itaúsa, Votorantim	Brazil	Andrade Gutierrez Participações	Brazil	845.96 (Approx.)

* Foreign companies acquiring companies in specified country. Since December 2018 this analysis includes acquisitions made by local subsidiaries.

** Companies based in specified country making acquisitions abroad. Since December 2018 this analysis includes acquisitions made by foreign subsidiaries.

*** Company from specific country selling interest in targets abroad. Since December 2018 this analysis includes sales made by foreign subsidiaries.

**** Foreign companies selling interest in companies based in specific country. Since December 2018 this analysis includes sales made by local subsidiaries.



INDEX



OVERVIEW



PRIVATE EQUITY



VENTURE CAPITAL



ASSET ACQUISITION



EQUITY CAPITAL MARKETS



LARGEST TRANSACTIONS



DEAL OF THE QUARTER



TTR RADAR



RANKINGS



OVERVIEW (M&A, PRIVATE EQUITY, VENTURE CAPITAL AND ASSET ACQUISITIONS)

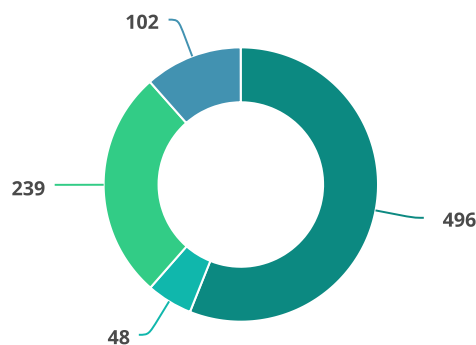
LAST 12 MONTHS (LTM) QUARTERLY SNAPSHOT

2Q2021

Number of transactions: 885 ▲ 21.57%

Total aggregate value (USDm): 39,280 ▼ -10.94%

Number of Transactions by Type

**M&A**

- Total: 496 | 18,059 USDm
 - Ongoing: 35 | 4,195 USDm
 - Completed: 461 | 13,864 USDm

Venture Capital

- Total: 239 | 5,321 USDm
 - Ongoing: 2 | 1 USDm
 - Completed: 237 | 5,319 USDm

Private Equity

- Total: 48 | 2,656 USDm
 - Ongoing: 3 | 27 USDm
 - Completed: 45 | 2,629 USDm

Asset Acquisition

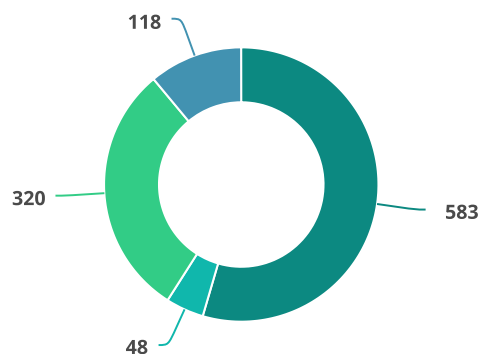
- Total: 102 | 13,244 USDm
 - Ongoing: 15 | 933 USDm
 - Completed: 87 | 12,312 USDm

3Q2021

Number of transactions: 1069 ▲ 20.79%

Total aggregate value (USDm): 36,759 ▼ -6.42%

Number of Transactions by Type

**M&A**

- Total: 583 | 22,429 USDm
 - Ongoing: 43 | 4,113 USDm
 - Completed: 540 | 18,316 USDm

Venture Capital

- Total: 320 | 6,520 USDm
 - Ongoing: 1 | 1 USDm
 - Completed: 319 | 6,519 USDm

Private Equity

- Total: 48 | 2,281 USDm
 - Ongoing: 2 | 183 USDm
 - Completed: 46 | 2,098 USDm

Asset Acquisition

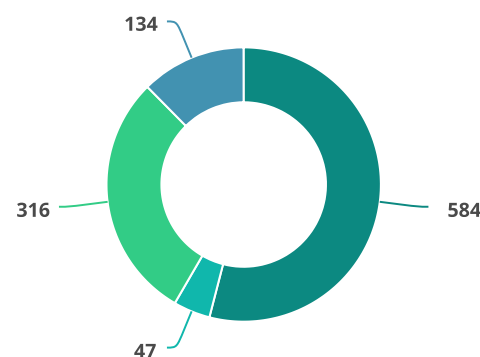
- Total: 118 | 5,529 USDm
 - Ongoing: 18 | 2,476 USDm
 - Completed: 100 | 3,053 USDm

4Q2021

Number of transactions: 1081 ▲ 1.12%

Total aggregate value (USDm): 47,265 ▲ 28.58%

Number of Transactions by Type

**M&A**

- Total: 584 | 23,801 USDm
 - Ongoing: 85 | 6,882 USDm
 - Completed: 499 | 16,919 USDm

Venture Capital

- Total: 316 | 5,607 USDm
 - Ongoing: 3 | 889 USDm
 - Completed: 313 | 4,717 USDm

Private Equity

- Total: 47 | 1,507 USDm
 - Ongoing: 6 | 8 USDm
 - Completed: 41 | 1,500 USDm

Asset Acquisition

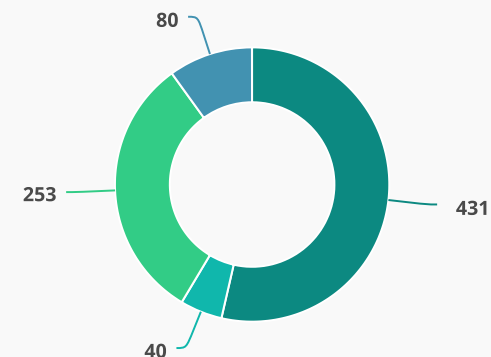
- Total: 134 | 16,351 USDm
 - Ongoing: 40 | 5,665 USDm
 - Completed: 94 | 10,685 USDm

1Q2022

Number of transactions: 804 ▼ -25.62%

Total aggregate value (USDm): 20,476 ▼ -56.68%

Number of Transactions by Type

**M&A**

- Total: 431 | 13,132 USDm
 - Ongoing: 129 | 9,354 USDm
 - Completed: 302 | 3,778 USDm

Venture Capital

- Total: 253 | 3,064 USDm
 - Ongoing: 8 | 263 USDm
 - Completed: 245 | 2,801 USDm

Private Equity

- Total: 40 | 930 USDm
 - Ongoing: 12 | 610 USDm
 - Completed: 28 | 320 USDm

Asset Acquisition

- Total: 80 | 3,350 USDm
 - Ongoing: 25 | 2,934 USDm
 - Completed: 55 | 417 USDm

▲ ▼ % All the percentages represent a variation relative to the previous quarter.

INDEX

OVERVIEW

PRIVATE EQUITY

VENTURE CAPITAL

ASSET ACQUISITION

EQUITY CAPITAL MARKETS

LARGEST TRANSACTIONS

DEAL OF THE QUARTER

TTR RADAR

RANKINGS

i

OVERVIEW (M&A, PRIVATE EQUITY, VENTURE CAPITAL AND ASSET ACQUISITIONS)

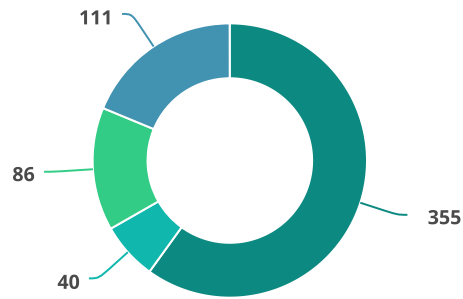
1Q HISTORICAL REVIEW

1Q2019

Number of transactions: 592 ▲ 5.53%

Total aggregate value (USDm): 20,205 ▼ -33.71%

Number of Transactions by Type

**M&A**

- Total: 355 | 13,307 USDm
- Ongoing: 38 | 1,632 USDm
- Completed: 317 | 11,675 USDm

Venture Capital

- Total: 86 | 371 USDm
- Ongoing: 3 | 0 USDm
- Completed: 83 | 371 USDm

Private Equity

- Total: 40 | 2,772 USDm
- Ongoing: 0 | 0 USDm
- Completed: 40 | 2,772 USDm

Asset Acquisition

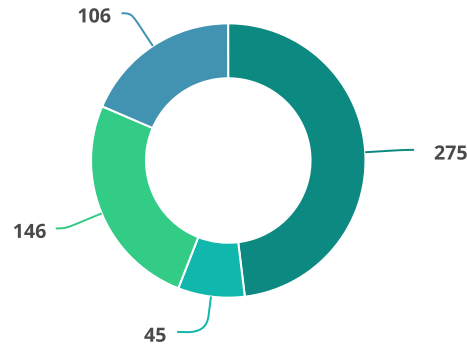
- Total: 111 | 3,756 USDm
- Ongoing: 21 | 490 USDm
- Completed: 90 | 3,266 USDm

1Q2020

Number of transactions: 572 ▼ -3.38%

Total aggregate value (USDm): 15,332 ▼ -24.12%

Number of Transactions by Type

**M&A**

- Total: 275 | 10,308 USDm
- Ongoing: 17 | 1,860 USDm
- Completed: 258 | 8,448 USDm

Venture Capital

- Total: 146 | 779 USDm
- Ongoing: 1 | 4 USDm
- Completed: 145 | 775 USDm

Private Equity

- Total: 45 | 708 USDm
- Ongoing: 2 | 38 USDm
- Completed: 43 | 670 USDm

Asset Acquisition

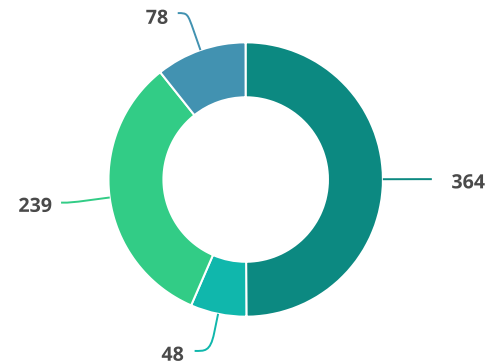
- Total: 106 | 3,537 USDm
- Ongoing: 14 | 488 USDm
- Completed: 92 | 3,049 USDm

1Q2021

Number of transactions: 728 ▲ 27.27%

Total aggregate value (USDm): 44,107 ▲ 187.68%

Number of Transactions by Type

**M&A**

- Total: 364 | 31,145 USDm
- Ongoing: 13 | 33 USDm
- Completed: 351 | 31,112 USDm

Venture Capital

- Total: 239 | 2,818 USDm
- Ongoing: 8 | 14 USDm
- Completed: 231 | 2,805 USDm

Private Equity

- Total: 48 | 6,310 USDm
- Ongoing: 3 | 1,350 USDm
- Completed: 45 | 4,960 USDm

Asset Acquisition

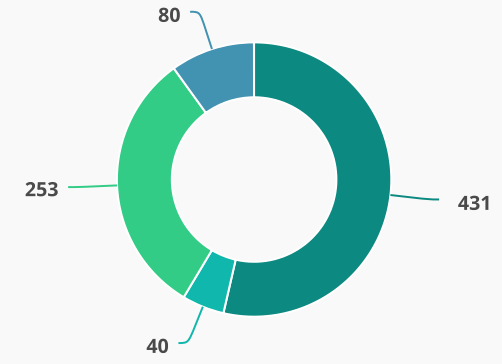
- Total: 78 | 3,834 USDm
- Ongoing: 12 | 2,917 USDm
- Completed: 66 | 917 USDm

1Q2022

Number of transactions: 804 ▲ 10.44%

Total aggregate value (USDm): 20,476 ▼ -53.58%

Number of Transactions by Type

**M&A**

- Total: 431 | 13,132 USDm
- Ongoing: 129 | 9,354 USDm
- Completed: 302 | 3,778 USDm

Venture Capital

- Total: 253 | 3,064 USDm
- Ongoing: 8 | 263 USDm
- Completed: 245 | 2,801 USDm

Private Equity

- Total: 40 | 930 USDm
- Ongoing: 12 | 610 USDm
- Completed: 28 | 320 USDm

Asset Acquisition

- Total: 80 | 3,350 USDm
- Ongoing: 25 | 2,934 USDm
- Completed: 55 | 417 USDm

▲ ▼ % All the percentages represent a variation relative to the previous quarter.

INDEX

OVERVIEW

PRIVATE EQUITY

VENTURE CAPITAL

ASSET ACQUISITION

EQUITY CAPITAL MARKETS

LARGEST TRANSACTIONS

DEAL OF THE QUARTER

TTR RADAR

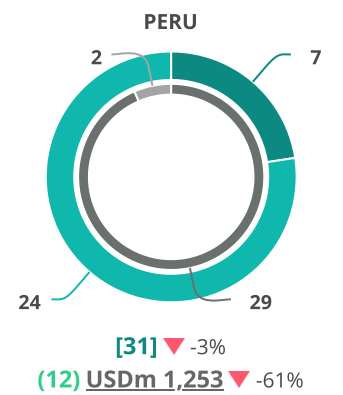

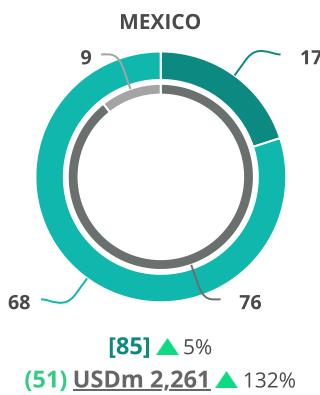
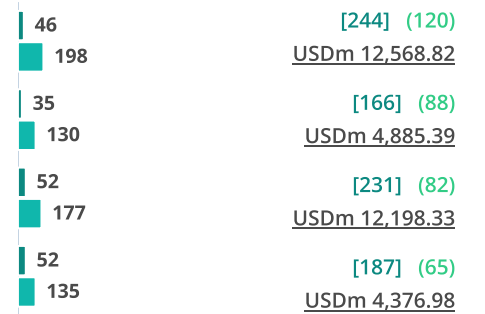
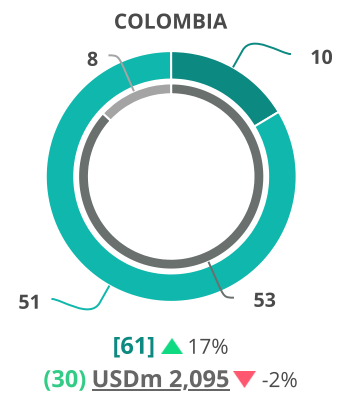

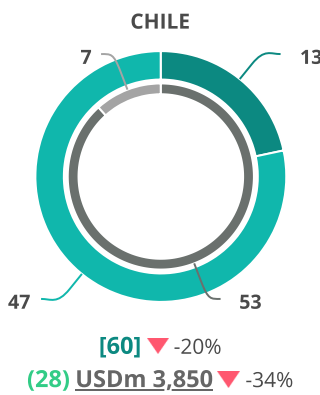
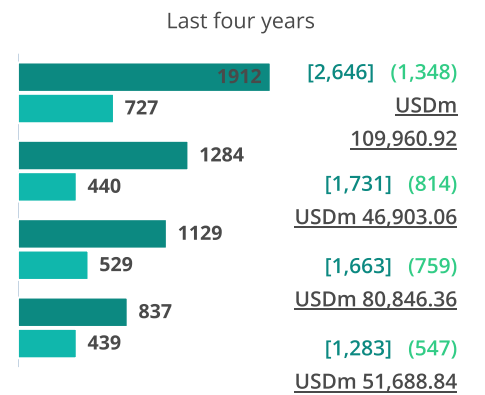
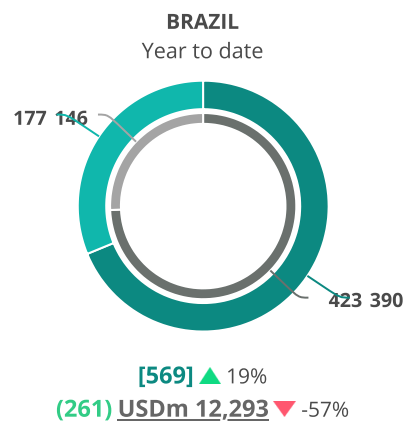

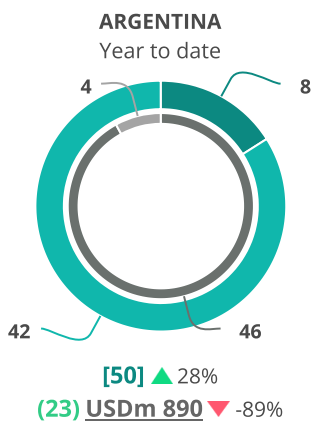
RANKINGS

i

OVERVIEW (M&A, PRIVATE EQUITY, VENTURE CAPITAL AND ASSET ACQUISITIONS)

DEAL VOLUME, AGGREGATE VALUE AND GEOGRAPHY

- INDEX
- OVERVIEW
- PRIVATE EQUITY
- VENTURE CAPITAL
- ASSET ACQUISITION
- EQUITY CAPITAL MARKETS
- LARGEST TRANSACTIONS
- DEAL OF THE QUARTER
- TTR RADAR
- RANKINGS



▲ ▼ % All the percentages represent a variation relative to the same period the previous year.

■ Domestic
 ■ Cross-border
 ■ Completed
 ■ Ongoing
 [] Number of transactions
 () Number of transactions with disclosed value
 USDm Total aggregate value

OVERVIEW (M&A, PRIVATE EQUITY, VENTURE CAPITAL AND ASSET ACQUISITIONS)

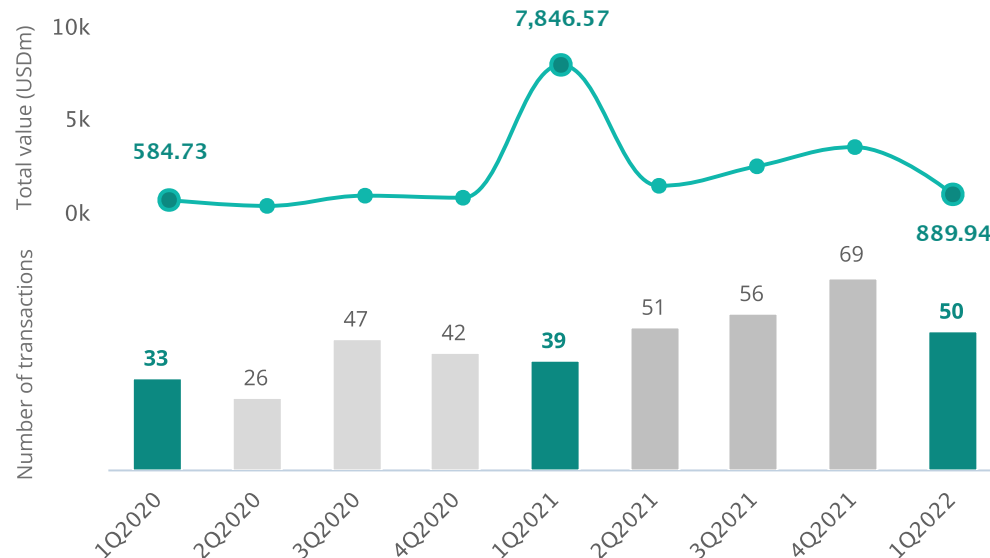


TOTAL TRANSACTION VOLUME AND AGGREGATE VALUE

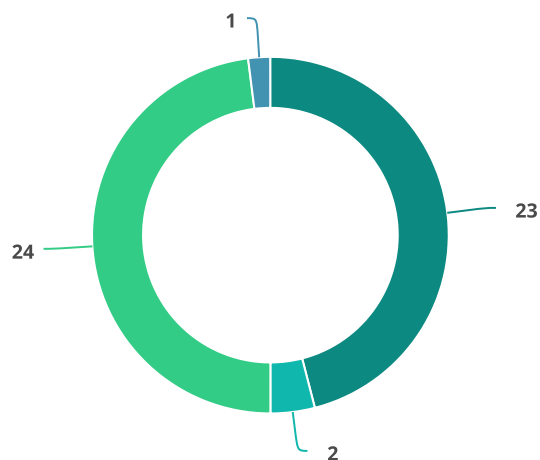
YEAR TO DATE

Total aggregate value (USDm):	890	▼ -88.66%
Number of transactions:	50	▲ 28.21%
Completed:	46 (92%)	
Disclosed value:	23 (46%)	

DEAL FLOW SINCE 2020




Number of Transactions by Type



<p>M&A</p> <ul style="list-style-type: none"> - Total: 23 16 USDm - Ongoing: 2 8 USDm - Completed: 21 8 USDm 	<p>Private Equity</p> <ul style="list-style-type: none"> - Total: 2 150 USDm - Ongoing: 0 0 USDm - Completed: 2 150 USDm
<p>Venture Capital</p> <ul style="list-style-type: none"> - Total: 24 724 USDm - Ongoing: 2 118 USDm - Completed: 22 606 USDm 	<p>Asset Acquisition</p> <ul style="list-style-type: none"> - Total: 1 0 USDm - Ongoing: 0 0 USDm - Completed: 1 0 USDm

Last Four Years (Jan-Dec)



▲ ▼ % All the percentages represent a variation relative to the same period the previous year.

■ Total aggregate value (USDm) ■ Number of transactions

INDEX

OVERVIEW

PRIVATE EQUITY

VENTURE CAPITAL

ASSET ACQUISITION

EQUITY CAPITAL MARKETS

LARGEST TRANSACTIONS

DEAL OF THE QUARTER

TTR RADAR

RANKINGS

?

OVERVIEW (M&A, PRIVATE EQUITY, VENTURE CAPITAL AND ASSET ACQUISITIONS)

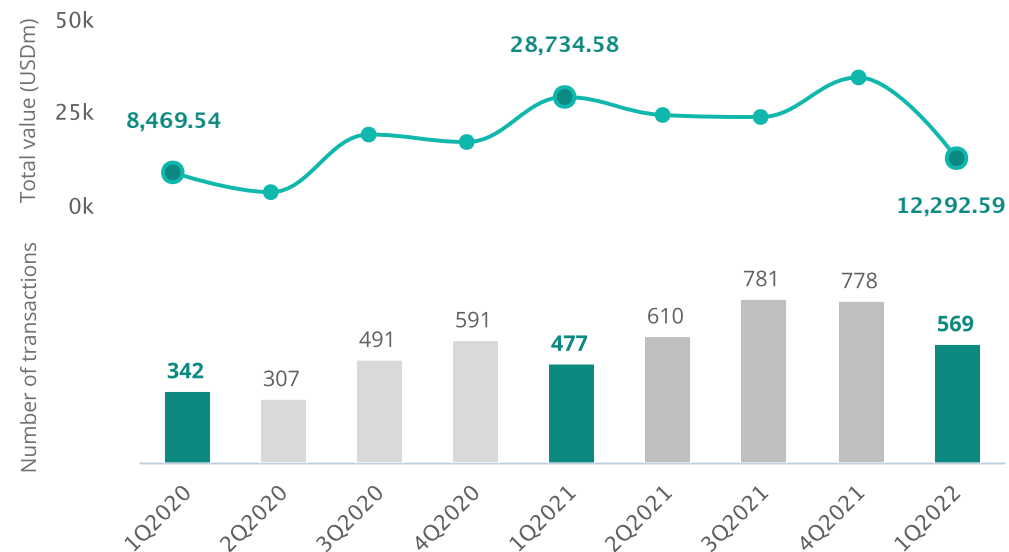


TOTAL TRANSACTION VOLUME AND AGGREGATE VALUE

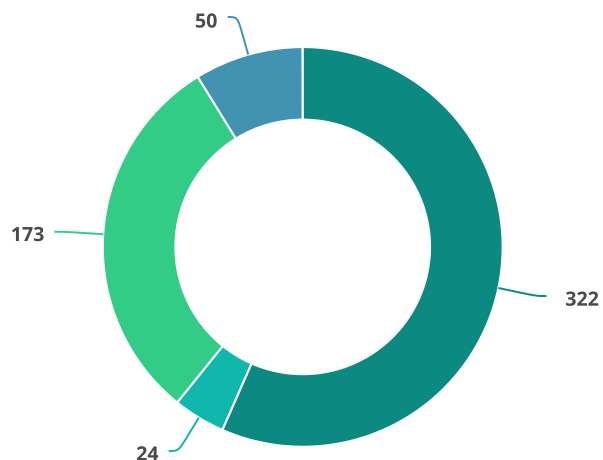
YEAR TO DATE

Total aggregate value (USDm):	12,293	▼ -57.22%
Number of transactions:	569	▲ 19.29%
Completed:	423 (74%)	
Disclosed value:	261 (46%)	

DEAL FLOW SINCE 2020



Number of Transactions by Type



M&A

- Total: 322 | 7,438 USDm
- Ongoing: 110 | 5,925 USDm
- Completed: 212 | 1,513 USDm

Private Equity

- Total: 24 | 746 USDm
- Ongoing: 10 | 610 USDm
- Completed: 14 | 136 USDm

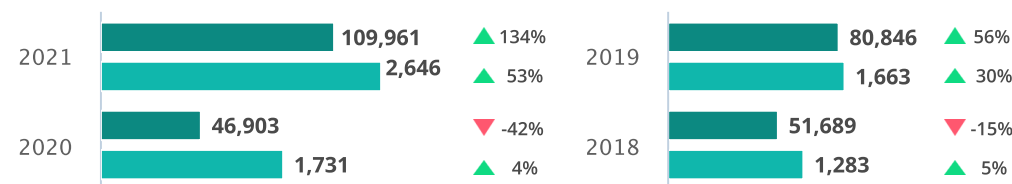
Venture Capital

- Total: 173 | 1,709 USDm
- Ongoing: 5 | 146 USDm
- Completed: 168 | 1,563 USDm

Asset Acquisition

- Total: 50 | 2,400 USDm
- Ongoing: 21 | 2,171 USDm
- Completed: 29 | 228 USDm

Last Four Years (Jan-Dec)



▲ ▼ % All the percentages represent a variation relative to the same period the previous year.

■ Total aggregate value (USDm)

■ Number of transactions

INDEX

OVERVIEW

PRIVATE EQUITY

VENTURE CAPITAL

ASSET ACQUISITION

EQUITY CAPITAL MARKETS

LARGEST TRANSACTIONS

DEAL OF THE QUARTER

TTR RADAR

RANKINGS

INFO

OVERVIEW (M&A, PRIVATE EQUITY, VENTURE CAPITAL AND ASSET ACQUISITIONS)

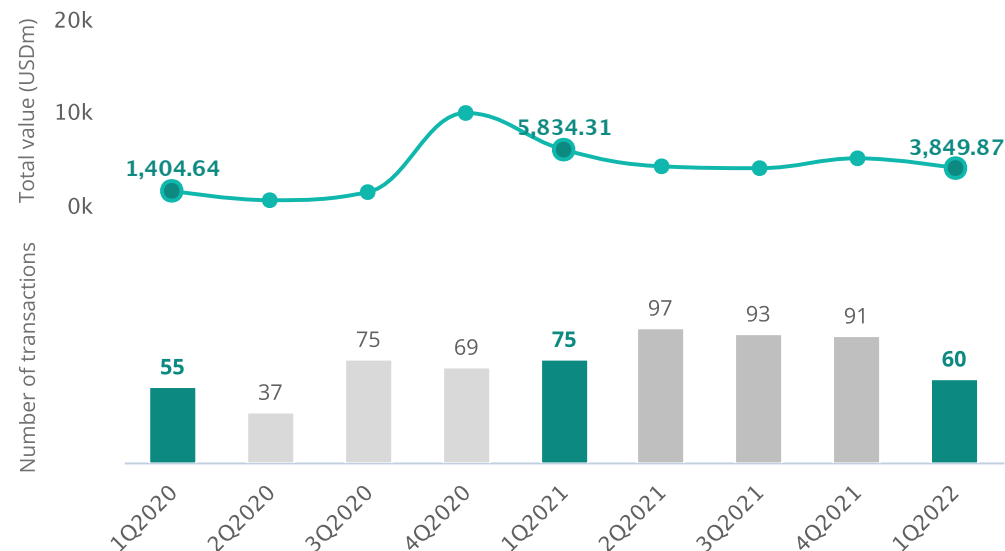


TOTAL TRANSACTION VOLUME AND AGGREGATE VALUE

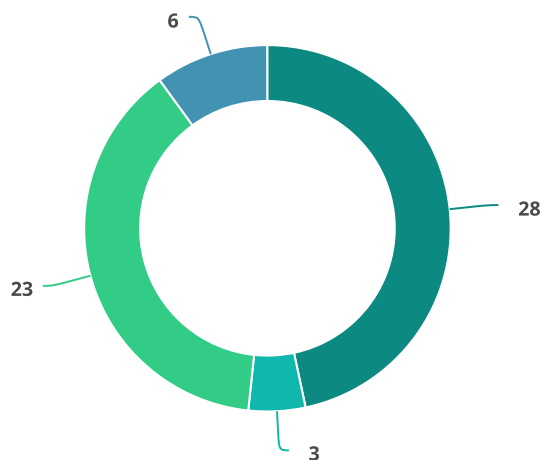
YEAR TO DATE

Total aggregate value (USDm):	3,850	▼ -34.01%
Number of transactions:	60	▼ -20.00%
Completed:	53 (88%)	
Disclosed value:	28 (47%)	

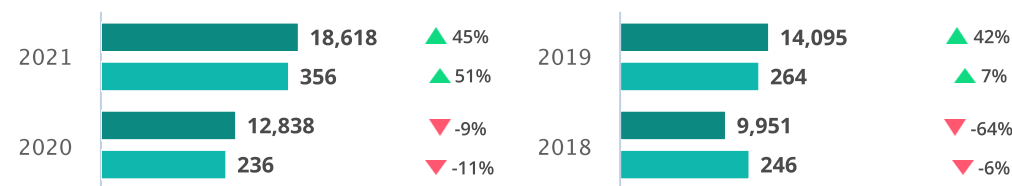
DEAL FLOW SINCE 2020



Number of Transactions by Type



Last Four Years (Jan-Dec)



▲ ▼ % All the percentages represent a variation relative to the same period the previous year.

■ Total aggregate value (USDm)

■ Number of transactions

M&A

- Total: 28 | 2,708 USDm
- Ongoing: 5 | 2,249 USDm
- Completed: 23 | 460 USDm

Private Equity

- Total: 3 | 18 USDm
- Ongoing: 0 | 0 USDm
- Completed: 3 | 18 USDm

Venture Capital

- Total: 23 | 358 USDm
- Ongoing: 1 | 100 USDm
- Completed: 22 | 258 USDm

Asset Acquisition

- Total: 6 | 765 USDm
- Ongoing: 1 | 736 USDm
- Completed: 5 | 29 USDm

INDEX

OVERVIEW

PRIVATE EQUITY

VENTURE CAPITAL

ASSET ACQUISITION

EQUITY CAPITAL MARKETS

LARGEST TRANSACTIONS

DEAL OF THE QUARTER

TTR RADAR

RANKINGS

INFO

OVERVIEW (M&A, PRIVATE EQUITY, VENTURE CAPITAL AND ASSET ACQUISITIONS)

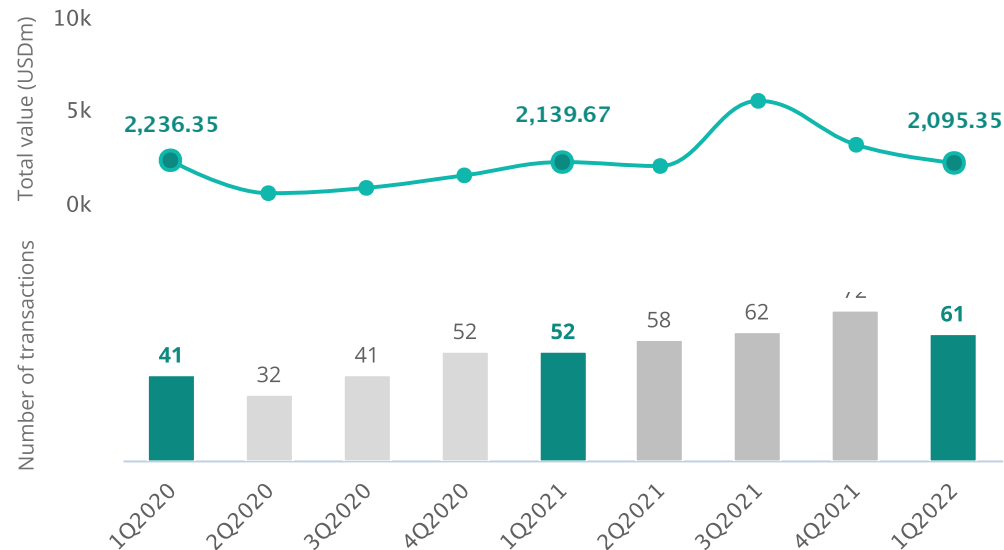


TOTAL TRANSACTION VOLUME AND AGGREGATE VALUE

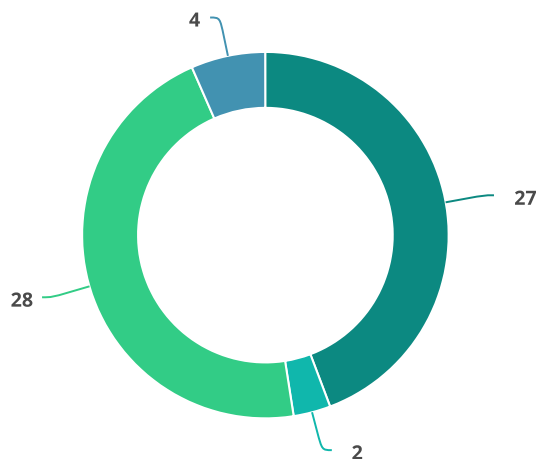
YEAR TO DATE

Total aggregate value (USDm):	2,095	▼ -2.07%
Number of transactions:	61	▲ 17.31%
Completed:	53 (87%)	
Disclosed value:	30 (49%)	


DEAL FLOW SINCE 2020



Number of Transactions by Type



Last Four Years (Jan-Dec)



▲ ▼ % All the percentages represent a variation relative to the same period the previous year.

■ Total aggregate value (USDm)

■ Number of transactions

M&A

- Total: 27 | 1,598 USDm
- Ongoing: 6 | 8 USDm
- Completed: 21 | 1,590 USDm

Private Equity

- Total: 2 | 0 USDm
- Ongoing: 0 | 0 USDm
- Completed: 2 | 0 USDm

Venture Capital

- Total: 28 | 497 USDm
- Ongoing: 1 | 17 USDm
- Completed: 27 | 480 USDm

Asset Acquisition

- Total: 4 | 0 USDm
- Ongoing: 1 | 0 USDm
- Completed: 3 | 0 USDm

INDEX

OVERVIEW

PRIVATE EQUITY

VENTURE CAPITAL

ASSET ACQUISITION

EQUITY CAPITAL MARKETS

LARGEST TRANSACTIONS

DEAL OF THE QUARTER

TTR RADAR

RANKINGS

INFO

OVERVIEW (M&A, PRIVATE EQUITY, VENTURE CAPITAL AND ASSET ACQUISITIONS)

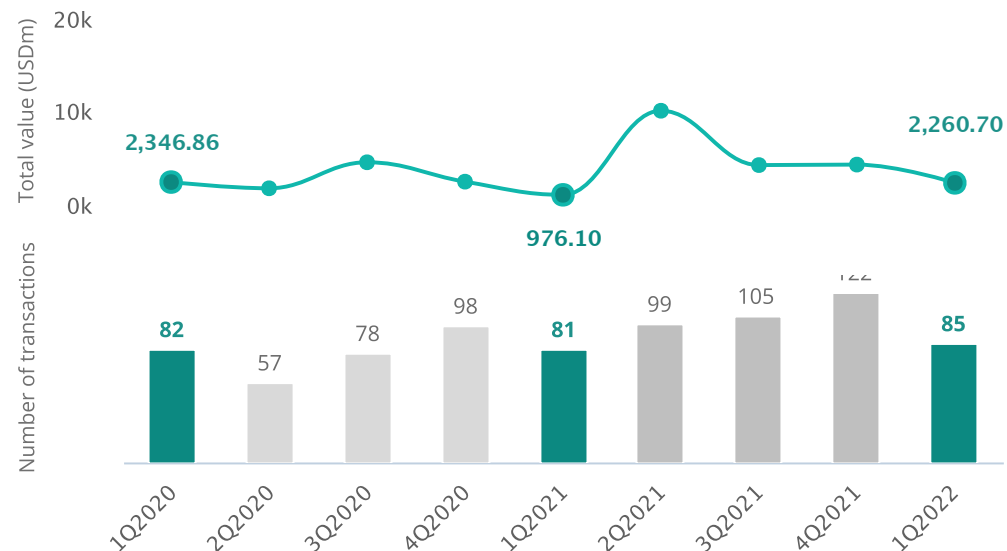


TOTAL TRANSACTION VOLUME AND AGGREGATE VALUE

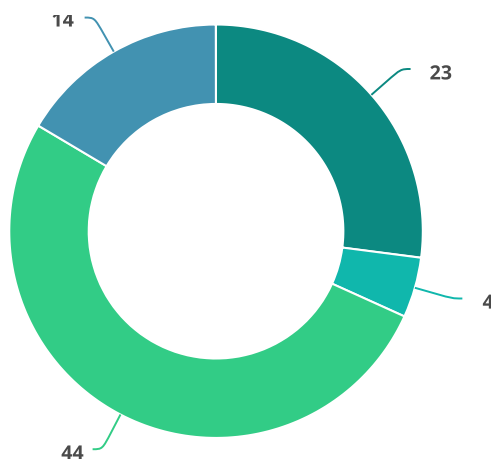
YEAR TO DATE

Total aggregate value (USDm):	2,261	▲ 131.60%
Number of transactions:	85	▲ 4.94%
Completed:	76 (89%)	
Disclosed value:	51 (60%)	

DEAL FLOW SINCE 2020

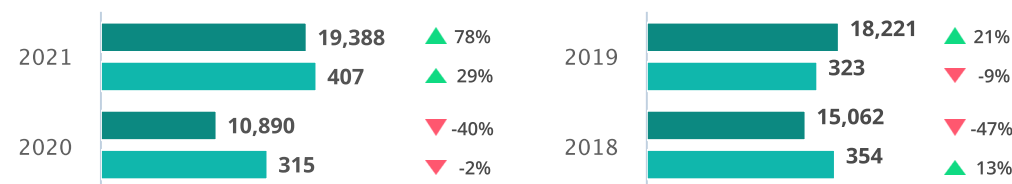


Number of Transactions by Type



<p>M&A</p> <ul style="list-style-type: none"> - Total: 23 1,304 USDm - Ongoing: 5 1,008 USDm - Completed: 18 295 USDm 	<p>Private Equity</p> <ul style="list-style-type: none"> - Total: 4 0 USDm - Ongoing: 2 0 USDm - Completed: 2 0 USDm
<p>Venture Capital</p> <ul style="list-style-type: none"> - Total: 44 784 USDm - Ongoing: 0 0 USDm - Completed: 44 784 USDm 	<p>Asset Acquisition</p> <ul style="list-style-type: none"> - Total: 14 173 USDm - Ongoing: 2 26 USDm - Completed: 12 146 USDm

Last Four Years (Jan-Dec)



▲ ▼ % All the percentages represent a variation relative to the same period the previous year.

■ Total aggregate value (USDm) ■ Number of transactions

INDEX

OVERVIEW

PRIVATE EQUITY

VENTURE CAPITAL

ASSET ACQUISITION

EQUITY CAPITAL MARKETS

LARGEST TRANSACTIONS

DEAL OF THE QUARTER

TTR RADAR

RANKINGS

INFO

OVERVIEW (M&A, PRIVATE EQUITY, VENTURE CAPITAL AND ASSET ACQUISITIONS)

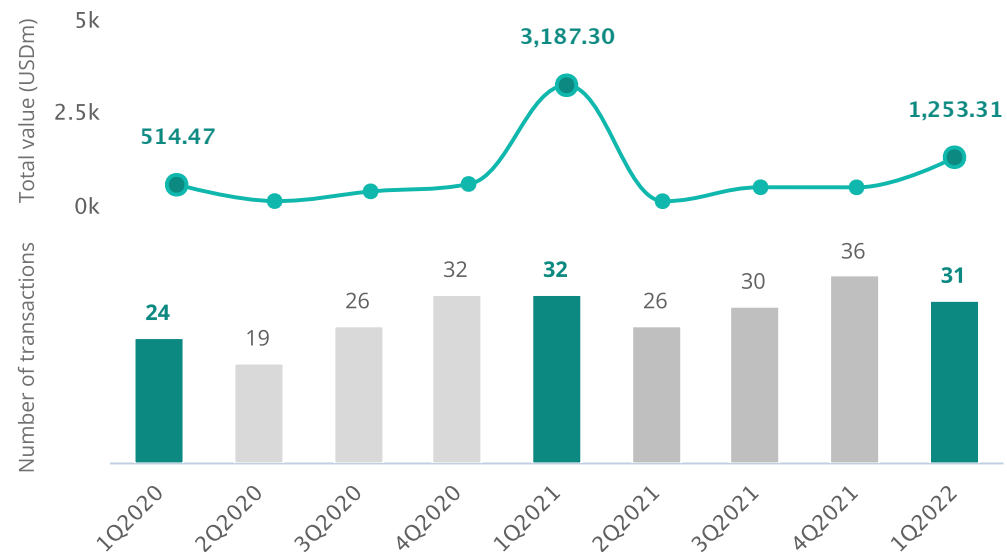


TOTAL TRANSACTION VOLUME AND AGGREGATE VALUE

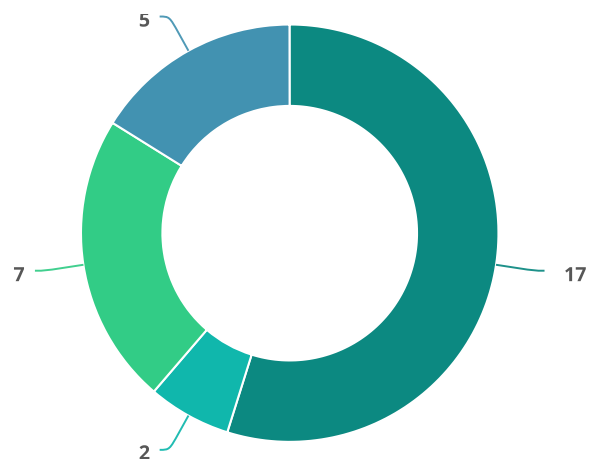
YEAR TO DATE

Total aggregate value (USDm):	1,253	▼ -60.68%
Number of transactions:	31	▼ -3.13%
Completed:	29 (94%)	
Disclosed value:	12 (39%)	

DEAL FLOW SINCE 2020




Number of Transactions by Type



<p>M&A</p> <ul style="list-style-type: none"> - Total: 17 485 USDm - Ongoing: 1 164 USDm - Completed: 16 322 USDm 	<p>Private Equity</p> <ul style="list-style-type: none"> - Total: 2 5 USDm - Ongoing: 0 0 USDm - Completed: 2 5 USDm
<p>Venture Capital</p> <ul style="list-style-type: none"> - Total: 7 23 USDm - Ongoing: 0 0 USDm - Completed: 7 23 USDm 	<p>Asset Acquisition</p> <ul style="list-style-type: none"> - Total: 5 741 USDm - Ongoing: 1 736 USDm - Completed: 4 5 USDm

Last Four Years (Jan-Dec)



▲ ▼ % All the percentages represent a variation relative to the same period the previous year.

■ Total aggregate value (USDm) ■ Number of transactions

INDEX

OVERVIEW

PRIVATE EQUITY

VENTURE CAPITAL

ASSET ACQUISITION

EQUITY CAPITAL MARKETS

LARGEST TRANSACTIONS

DEAL OF THE QUARTER

TTR RADAR

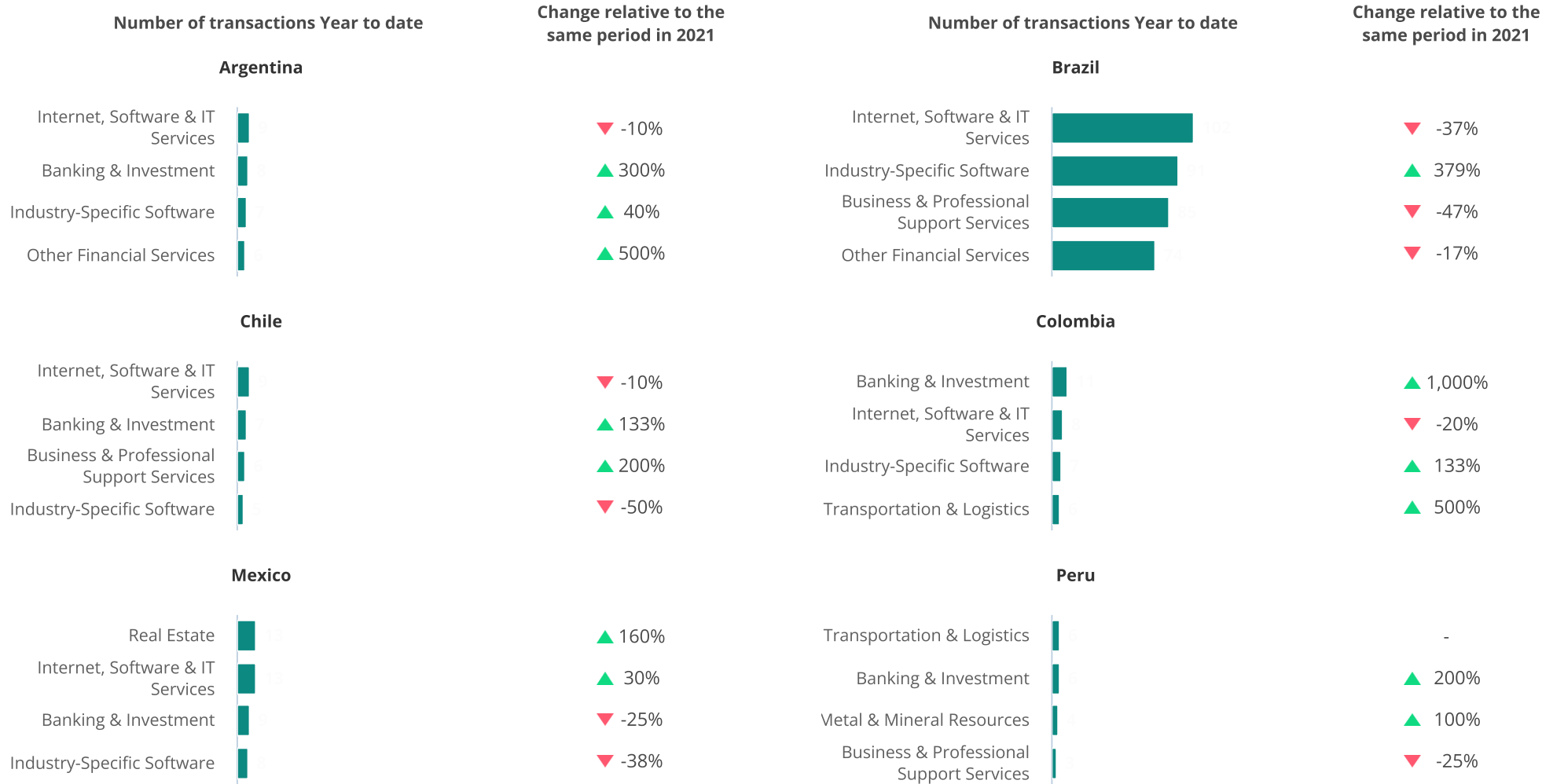
RANKINGS

INFO

OVERVIEW (M&A, PRIVATE EQUITY, VENTURE CAPITAL AND ASSET ACQUISITIONS)

LEADING SUBSECTORS *

Subsectors with most deals (M&A) **



* TTR considers the most active subsectors to be those that had the highest number of registered transactions. Should there be a tie between subsectors, the subsector that registered the higher value will dominate.

** The transaction may appear in more than one subsector, given that the same entity may operate in multiple subsectors.

▲ ▼ % All the percentages represent a variation relative to the same period the previous year.

INDEX

OVERVIEW

PRIVATE EQUITY

VENTURE CAPITAL

ASSET ACQUISITION

EQUITY CAPITAL MARKETS

LARGEST TRANSACTIONS

DEAL OF THE QUARTER

TTR RADAR

RANKINGS

i

OVERVIEW (M&A, PRIVATE EQUITY, VENTURE CAPITAL AND ASSET ACQUISITIONS)

INDEX

OVERVIEW

PRIVATE EQUITY

VENTURE CAPITAL

ASSET ACQUISITION

EQUITY CAPITAL MARKETS

LARGEST TRANSACTIONS

DEAL OF THE QUARTER

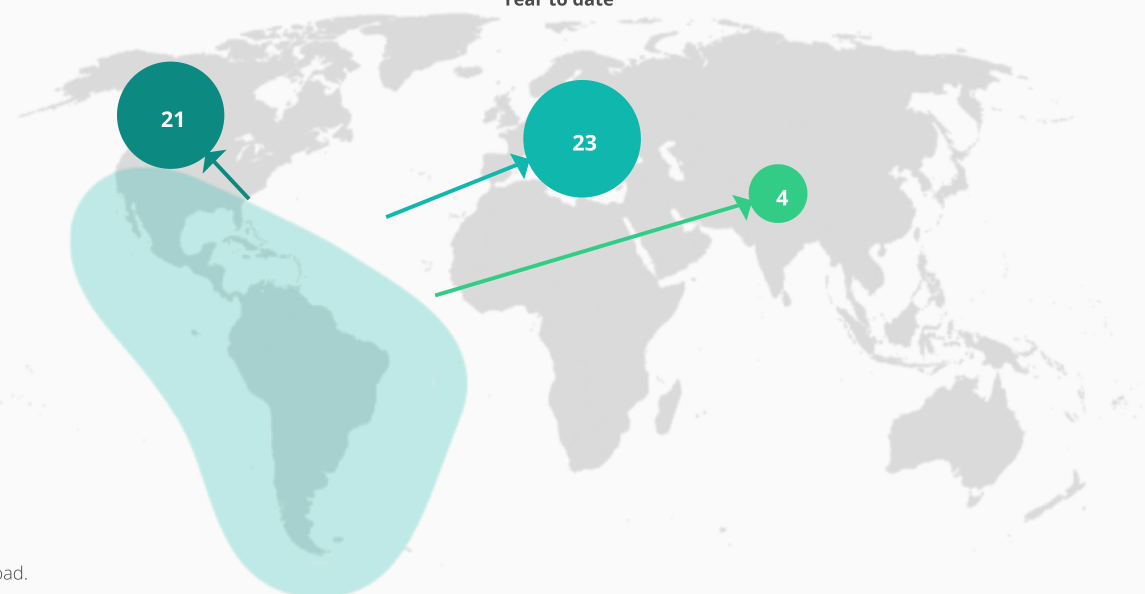
TTR RADAR

RANKINGS

INFO

OUTBOUND ACQUISITIONS *

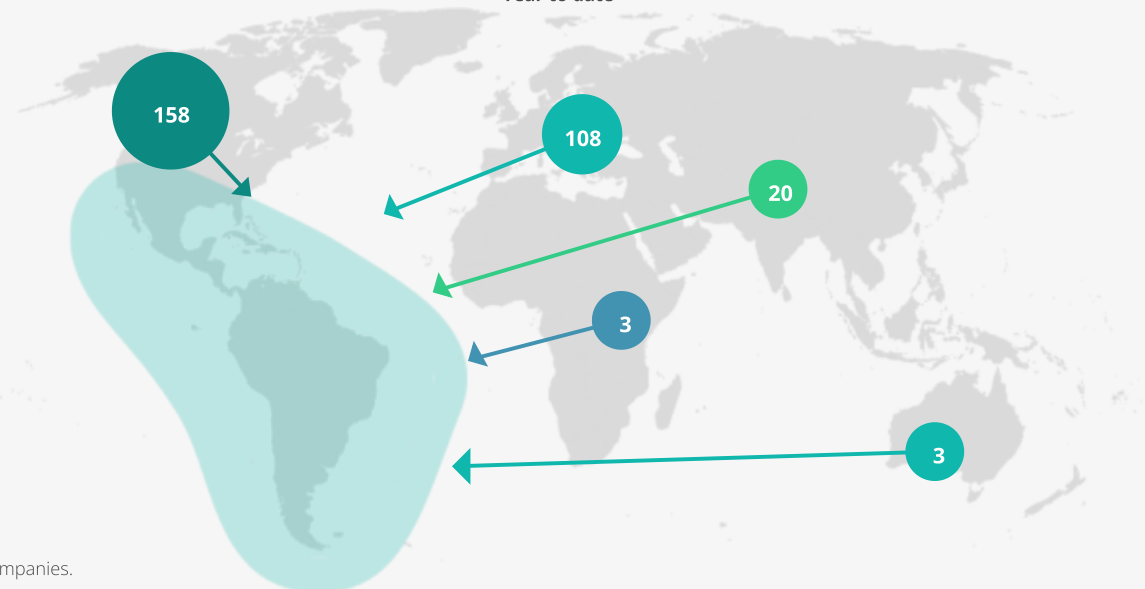
Year to date



* Latin America-based companies acquiring targets abroad.

INBOUND ACQUISITIONS **

Year to date



** Foreign companies acquiring Latin America-based companies.

OVERVIEW (M&A, PRIVATE EQUITY, VENTURE CAPITAL AND ASSET ACQUISITIONS)

Argentina



Inbound acquisitions **

Ranking per Country ****

CROSS-BORDER DEALS *

Year to date

Outbound acquisitions ***

Ranking per Country ****

BIDDER COUNTRY	No.	Total value (USDm)
United States	9	174.30
Brazil	2	2.30
Chile	2	2.30
Spain	2	ND - Not-disclosed
Switzerland	2	ND - Not-disclosed
Mexico	2	ND - Not-disclosed
Italy	1	ND - Not-disclosed
Germany	1	ND - Not-disclosed
Norway	1	ND - Not-disclosed

TARGET COUNTRY	No.	Total value (USDm)
Brazil	11	450.06
United States	3	17.00
Mexico	2	95.20
Colombia	1	10.00
Chile	1	7.00
Spain	1	ND - Not-disclosed

Brazil



Inbound acquisitions **

Ranking per Country ****

CROSS-BORDER DEALS *

Year to date

Outbound acquisitions ***

Ranking per Country ****

BIDDER COUNTRY	No.	Total value (USDm)
United States	70	1,435.31
Germany	14	215.96
Argentina	11	450.06
United Kingdom	11	374.80
Spain	9	579.05
France	6	15.82
Japan	4	275.53
China	4	120.47
Mexico	4	51.38
Netherlands	4	15.05

TARGET COUNTRY	No.	Total value (USDm)
United States	10	220.20
Colombia	5	41.20
Uruguay	4	13.00
Spain	3	10.21
Israel	2	110.00
United Kingdom	2	67.62
Mexico	2	43.00
Argentina	2	2.30
Switzerland	2	ND - Not-disclosed
Portugal	1	ND - Not-disclosed

* Any M&A transaction that involves a buyer, seller or target based outside of Latin America.

** Foreign companies acquiring Latin America-based targets. Since December 2018 this analysis includes acquisitions made by local subsidiaries of foreign entities.

*** Latin America-based companies acquiring targets abroad. Since December 2018 this analysis includes acquisitions made by foreign subsidiaries of Latin America-based entities.

**** The same deal may appear under multiple subsectors and countries based on a companies operations and the number of parties involved in a given transaction.



INDEX



OVERVIEW



PRIVATE EQUITY



VENTURE CAPITAL



ASSET ACQUISITION



EQUITY CAPITAL MARKETS



LARGEST TRANSACTIONS



DEAL OF THE QUARTER



TTR RADAR




RANKINGS



OVERVIEW (M&A, PRIVATE EQUITY, VENTURE CAPITAL AND ASSET ACQUISITIONS)

Chile



Inbound acquisitions **

Ranking per Country ****

CROSS-BORDER DEALS *

Year to date

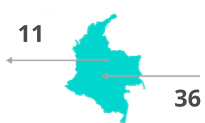
Outbound acquisitions ***

Ranking per Country ****

BIDDER COUNTRY	No.	Total value (USDm)
United States	15	2,066.10
Canada	6	1,060.01
United Kingdom	3	128.70
Spain	2	45.38
Mexico	2	14.30
Belgium	1	1,165.00
Puerto Rico	1	60.00
Argentina	1	7.00
Jersey	1	3.70
Australia	1	ND - Not-disclosed

TARGET COUNTRY	No.	Total value (USDm)
Colombia	4	449.14
Mexico	4	19.80
Spain	3	18.40
Peru	3	2.00
Argentina	2	2.30
Switzerland	1	30.00

Colombia



Inbound acquisitions **

Ranking per Country ****

CROSS-BORDER DEALS *

Year to date

Outbound acquisitions ***

Ranking per Country ****

BIDDER COUNTRY	No.	Total value (USDm)
United States	15	394.60
Mexico	6	98.20
Brazil	5	41.20
Chile	4	449.14
Germany	4	33.70
Spain	3	10.00
Australia	2	588.91
Panama	2	148.00
United Arab Emirates	2	148.00
Japan	2	48.00

TARGET COUNTRY	No.	Total value (USDm)
Mexico	3	4.20
United States	2	1.70
Brazil	2	ND - Not-disclosed
Uruguay	1	6.00
Spain	1	ND - Not-disclosed
Ecuador	1	ND - Not-disclosed
Panama	1	ND - Not-disclosed

* Any M&A transaction that involves a buyer, seller or target based outside of Latin America.

** Foreign companies acquiring Latin America-based targets. Since December 2018 this analysis includes acquisitions made by local subsidiaries of foreign entities.

*** Latin America-based companies acquiring targets abroad. Since December 2018 this analysis includes acquisitions made by foreign subsidiaries of Latin America-based entities.



INDEX



OVERVIEW

PRIVATE
EQUITYVENTURE
CAPITALASSET
ACQUISITIONEQUITY CAPITAL
MARKETSLARGEST
TRANSACTIONSDEAL OF
THE QUARTER

TTR RADAR



RANKINGS



OVERVIEW (M&A, PRIVATE EQUITY, VENTURE CAPITAL AND ASSET ACQUISITIONS)

Mexico



Inbound acquisitions **

Ranking per Country ****

CROSS-BORDER DEALS *

Year to date

Outbound acquisitions ***

Ranking per Country ****

BIDDER COUNTRY	No.	Total value (USDm)
United States	27	508.10
Chile	4	19.80
France	3	48.10
United Kingdom	3	11.00
Colombia	3	4.20
Argentina	2	95.20
Brazil	2	43.00
Netherlands	2	31.50
South Africa	1	82.00
Ireland	1	70.33

TARGET COUNTRY	No.	Total value (USDm)
Colombia	6	98.20
United States	5	306.00
Brazil	4	51.38
Spain	3	317.50
Chile	2	14.30
Argentina	2	ND - Not-disclosed
Oman	1	620.00
United Kingdom	1	ND - Not-disclosed

Peru



Inbound acquisitions **

Ranking per Country ****

CROSS-BORDER DEALS *

Year to date

Outbound acquisitions ***

Ranking per Country ****

BIDDER COUNTRY	No.	Total value (USDm)
United States	7	1,053.00
Spain	3	4.56
Chile	3	2.00
Germany	2	2.00
Denmark	2	ND - Not-disclosed
Ecuador	1	2.00
Netherlands	1	ND - Not-disclosed
United Kingdom	1	ND - Not-disclosed
Israel	1	ND - Not-disclosed
France	1	ND - Not-disclosed

TARGET COUNTRY	No.	Total value (USDm)
Panama	1	21.50
Canada	1	4.00
Colombia	1	ND - Not-disclosed
Spain	1	ND - Not-disclosed

* Any M&A transaction that involves a buyer, seller or target based outside of Latin America.

** Foreign companies acquiring Latin America-based targets. Since December 2018 this analysis includes acquisitions made by local subsidiaries of foreign entities.

*** Latin America-based companies acquiring targets abroad. Since December 2018 this analysis includes acquisitions made by foreign subsidiaries of Latin America-based entities.



INDEX



OVERVIEW

PRIVATE
EQUITYVENTURE
CAPITALASSET
ACQUISITIONEQUITY CAPITAL
MARKETSLARGEST
TRANSACTIONSDEAL OF
THE QUARTER

TTR RADAR



RANKINGS









OVERVIEW (M&A, PRIVATE EQUITY, VENTURE CAPITAL AND ASSET ACQUISITIONS)







CROSS-BORDER DEALS

Year to date

Buyer

Seller

		Targets						
		AR	BR	CL	CO	MX	PE	Other *
	AR		11	1	1	2	-	-
	BR	2		-	5	2	-	5
	CL	2	-		4	4	3	-
	CO	-	2	-		3	-	3
	MX	2	4	2	6		-	-
	PE	-	-	-	1	-		1
*	Other	16	149	34	41	46	19	

		Targets						
		AR	BR	CL	CO	MX	PE	Other *
	AR		1	-	-	1	-	2
	BR	-		-	-	-	-	2
	CL	-	-		1	-	1	-
	CO	1	-	-		-	-	-
	MX	-	-	-	-		-	-
	PE	-	-	-	-	-		1
*	Other	5	23	10	6	10	6	

* Other - Transactions in Latin America where the parties are from other Latin American countries.

INDEX

OVERVIEW

PRIVATE EQUITY

VENTURE CAPITAL

ASSET ACQUISITION

EQUITY CAPITAL MARKETS

LARGEST TRANSACTIONS

DEAL OF THE QUARTER

TTR RADAR

RANKINGS

i



PRIVATE EQUITY

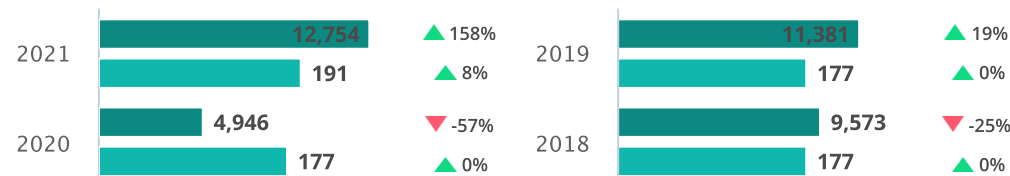
TOTAL TRANSACTION VOLUME AND AGGREGATE VALUE

YEAR TO DATE


Total aggregate value (USDm):	930	▼ -85.27%
Number of transactions:	40	▼ -16.67%
Completed:	28 (70%)	
Disclosed value:	16 (40%)	

LAST FOUR YEARS (JAN-DEC)

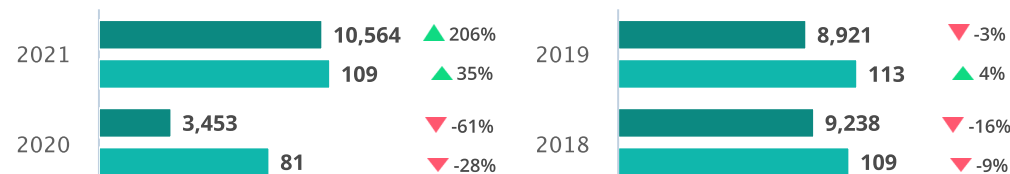
Total



Domestic



Cross-border



Scope



Domestic

- Total: 16 | 213 USDm
- Ongoing: 5 | 148 USDm
- Completed: 11 | 65 USDm

Cross-border

- Total: 24 | 717 USDm
- Ongoing: 7 | 462 USDm
- Completed: 17 | 255 USDm

▲ ▼ % All the percentages represent a variation relative to the same period the previous year.

■ Total aggregate value (USDm)

■ Number of transactions

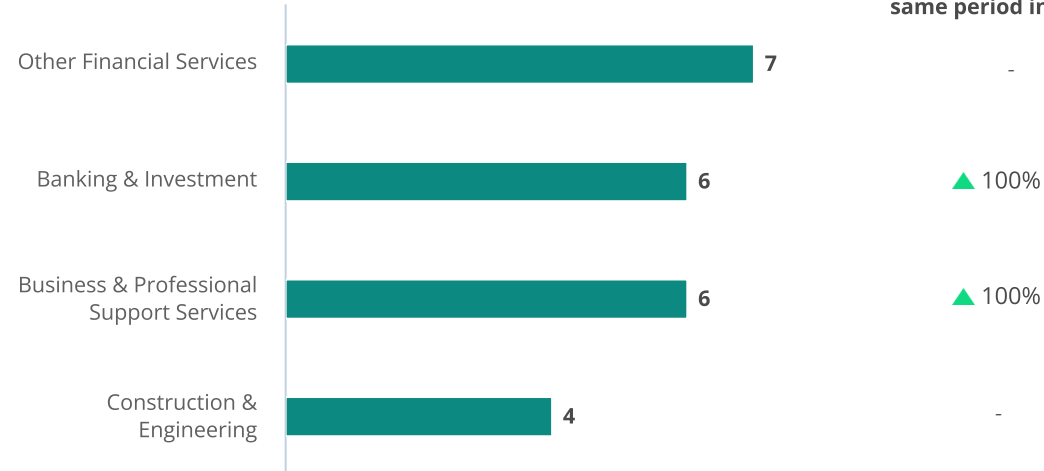


PRIVATE EQUITY - Investment

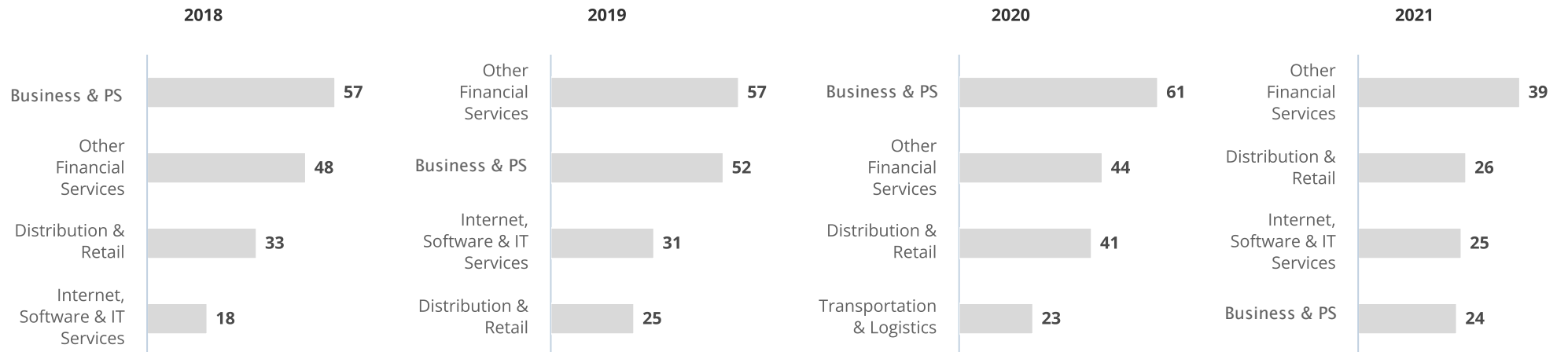
LEADING FIRMS AND SUBSECTORS *

Year to date

Change relative to the
same period in 2021



	Private Equity	Country	Nº	Value (USDm)
1	Vinci Partners, Vinci Shopping Centers FII	Brazil	5	21.88
2	Pátria Investimentos	Brazil	1	166.03
3	Liberty Strategic Capital	United States	1	150.00
4	777 Partners	United States	1	137.72
5	Generate Capital	United States	1	71.40
6	Spectra Investimentos	Brazil	1	30.84
7	TreeCorp Investimentos	Brazil	1	18.07
8	HS Investimentos	Brazil	1	4.98



* TTR considers the most active subsectors to be those that had the highest number of registered transactions. Should there be a tie between subsectors, the subsector that registered the higher value will dominate.

INDEX

OVERVIEW

PRIVATE
EQUITY

VENTURE
CAPITAL

ASSET
ACQUISITION

EQUITY CAPITAL
MARKETS

LARGEST
TRANSACTIONS

DEAL OF
THE QUARTER

TTR RADAR

RANKINGS

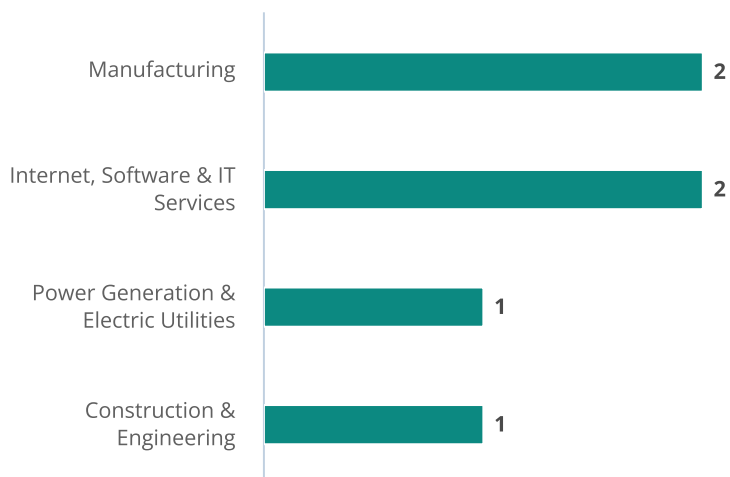
?




PRIVATE EQUITY - Divestment (Exits)

LEADING FIRMS AND SUBSECTORS *

Year to date



Change relative to the same period in 2021



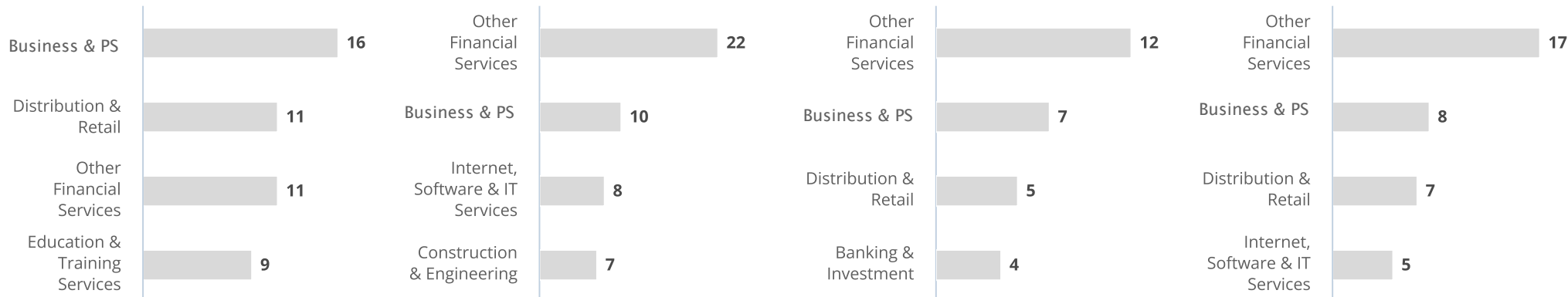
Private Equity	Country	Nº	Value (USDm)
1 Evolvere Capital	Colombia	2	-
2 Apollo Global Management, Perfin Apollo 14 FIP	Brazil, United States	1	157.95
2 Power FIP Infraestrutura, Starboard Asset	Brazil	1	157.95
3 Endurance Partners	Spain	1	18.40
4 Genstar Capital	United States	1	-
4 LCP III Fund, Linzor Capital Partners	Chile	1	-
4 MPE Partners	United States	1	-
4 Teras Capital	Spain	1	-
4 TPG Capital	United States	1	-

2018

2019

2020

2021



* TTR considers the most active subsectors to be those that had the highest number of registered transactions. Should there be a tie between subsectors, the subsector that registered the higher value will dominate.

INDEX

OVERVIEW

PRIVATE EQUITY

VENTURE CAPITAL

ASSET ACQUISITION

EQUITY CAPITAL MARKETS

LARGEST TRANSACTIONS

DEAL OF THE QUARTER

TTR RADAR

RANKINGS



VENTURE CAPITAL

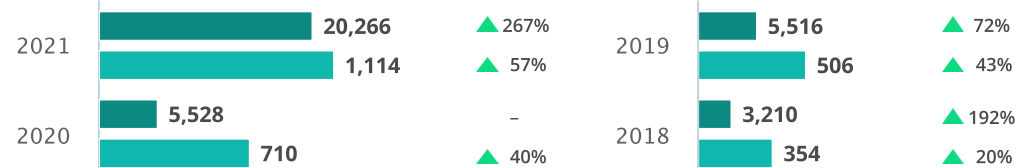
TOTAL TRANSACTION VOLUME AND AGGREGATE VALUE

YEAR TO DATE

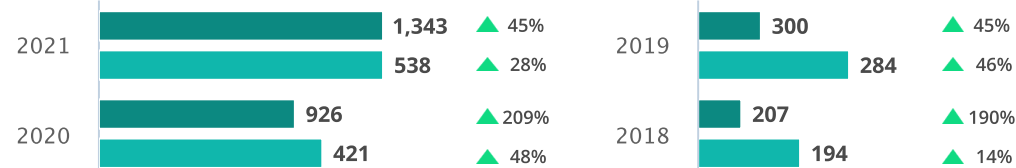
Total aggregate value (USDm):	3,064	▲ 8.73%
Number of transactions:	253	▲ 5.86%
Completed:	245 (97%)	
Disclosed value:	208 (82%)	

LAST FOUR YEARS (JAN-DEC)

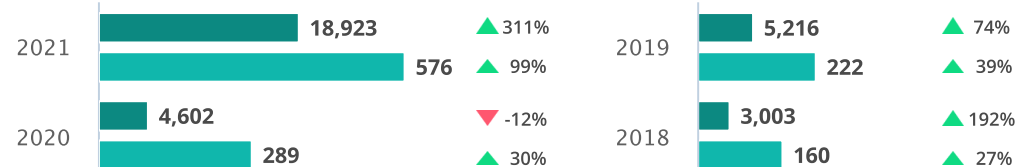
Total



Domestic



Cross-border



Scope



Domestic

- Total: 110 | 285 USDm
- Ongoing: 3 | 114 USDm
- Completed: 107 | 172 USDm

Cross-border

- Total: 143 | 2,779 USDm
- Ongoing: 5 | 149 USDm
- Completed: 138 | 2,630 USDm

▲ ▼ % All the percentages represent a variation relative to the same period the previous year.

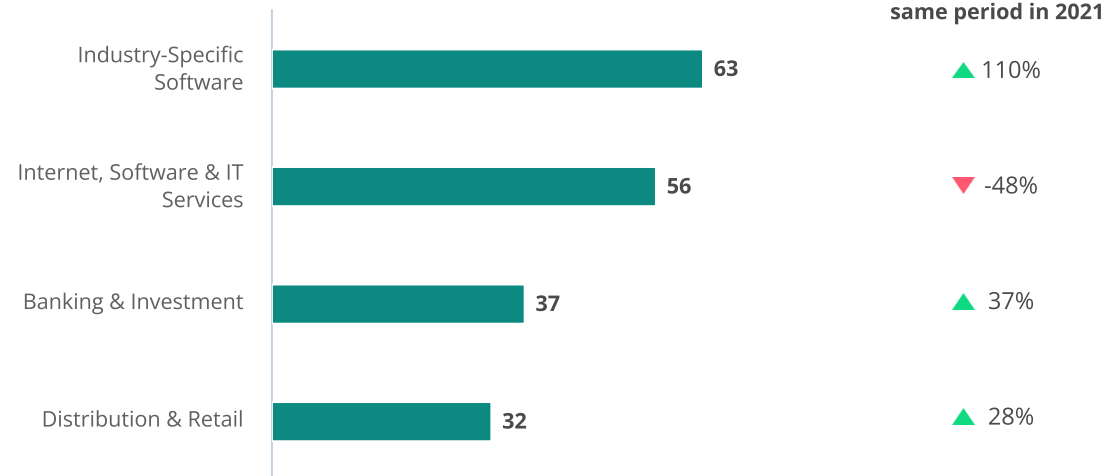
■ Total aggregate value (USDm)

■ Number of transactions

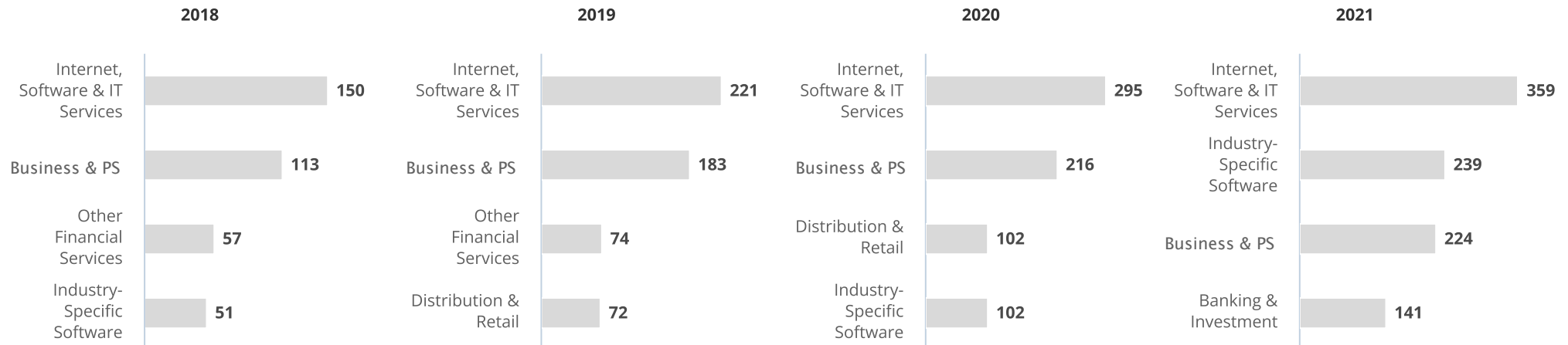
VENTURE CAPITAL - Investment

LEADING FIRMS AND SUBSECTORS *

Year to date



	Venture Capital	Country	N°	Value (USDm)
1	Canary	Brazil	12	76.72
2	SoftBank Latin America Fund, SoftBank Vision Fund	Japan, United States	10	671.17
3	Kaszek Ventures	Argentina	10	533.20
4	Global Founders Capital	Germany	10	209.83
5	Y Combinator	United States	9	110.34
6	Maya Capital	Brazil	8	150.80
7	FJ Labs	United States	7	110.95
8	DOMO Invest	Brazil	7	21.85



* TTR considers the most active subsectors to be those that had the highest number of registered transactions. Should there be a tie between subsectors, the subsector that registered the higher value will dominate.

INDEX

OVERVIEW

PRIVATE EQUITY

VENTURE CAPITAL

ASSET ACQUISITION

EQUITY CAPITAL MARKETS

LARGEST TRANSACTIONS

DEAL OF THE QUARTER

TTR RADAR

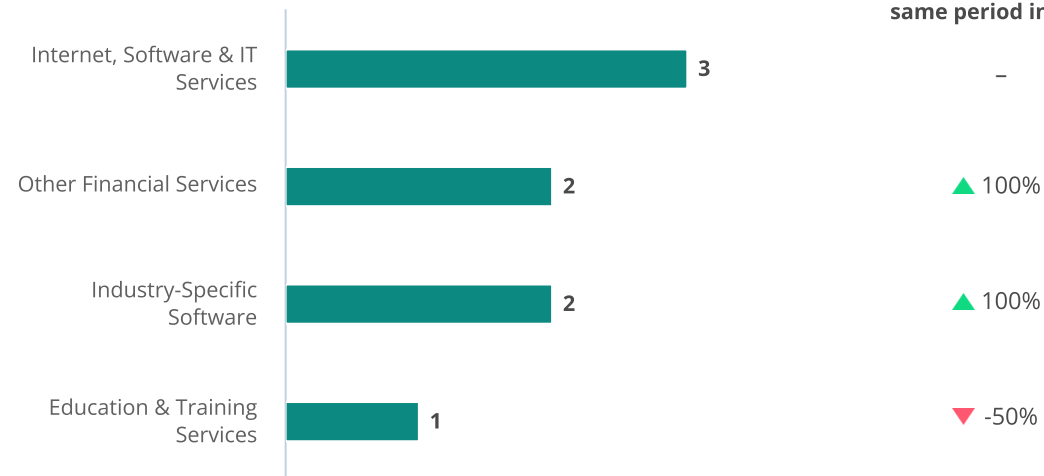
RANKINGS

i

VENTURE CAPITAL - Divestment (Exits)

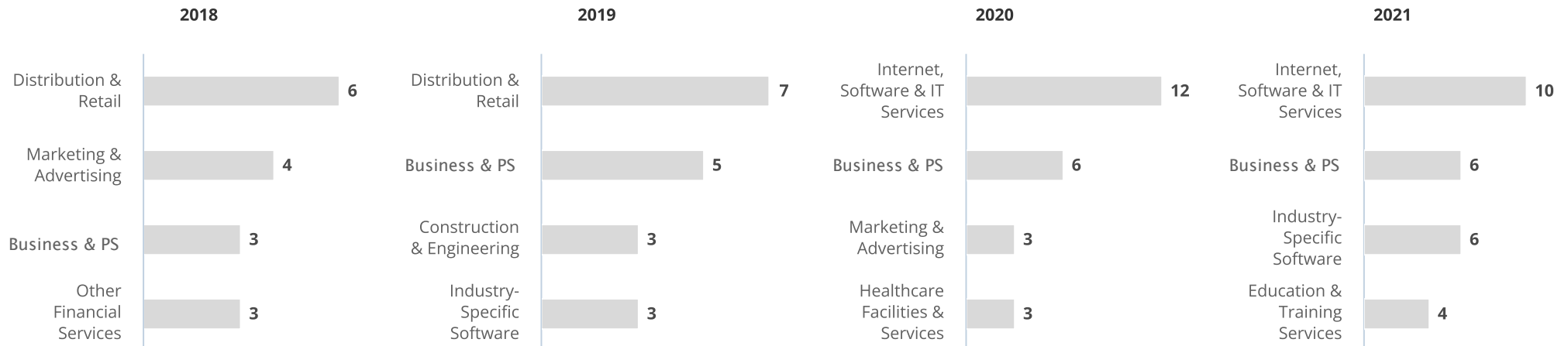
LEADING FIRMS AND SUBSECTORS *

Year to date



Change relative to the same period in 2021

	Venture Capital	Country	Nº	Value (USDm)
1	Astella Investimentos	Brazil	2	-
2	Kaszek Ventures	Argentina	1	117.89
3	Invisto	Brazil	1	6.72
4	Accel Partners	United States	1	-
4	DOMO Invest	Brazil	1	-
4	Felicis Ventures	United States	1	-
4	Globo Ventures	Brazil	1	-
4	Maya Capital	Brazil	1	-
4	Monashees	Brazil	1	-
4	Omidyar Network	United States	1	-
4	Vox Capital	Brazil	1	-



* TTR considers the most active subsectors to be those that had the highest number of registered transactions. Should there be a tie between subsectors, the subsector that registered the higher value will dominate.

INDEX

OVERVIEW

PRIVATE EQUITY

VENTURE CAPITAL

ASSET ACQUISITION

EQUITY CAPITAL MARKETS

LARGEST TRANSACTIONS

DEAL OF THE QUARTER

TTR RADAR

RANKINGS

i

ASSET ACQUISITION

TOTAL TRANSACTION VOLUME AND AGGREGATE VALUE

YEAR TO DATE

Total aggregate value (USDm): 3,350 ▼ -12.62%


Number of transactions: 80 ▲ 2.56%

Completed: 55 (69%)


Disclosed value: 33 (41%)

LAST FOUR YEARS (JAN-DEC)


Total



Domestic



Cross-border



Scope



Domestic

- Total: 51 | 2,296 USDm
 - Ongoing: 20 | 2,073 USDm
 - Completed: 31 | 223 USDm

Cross-border

- Total: 29 | 1,054 USDm
 - Ongoing: 5 | 861 USDm
 - Completed: 24 | 193 USDm

▲ ▼ % All the percentages represent a variation relative to the same period the previous year.

■ Total aggregate value (USDm)

■ Number of transactions

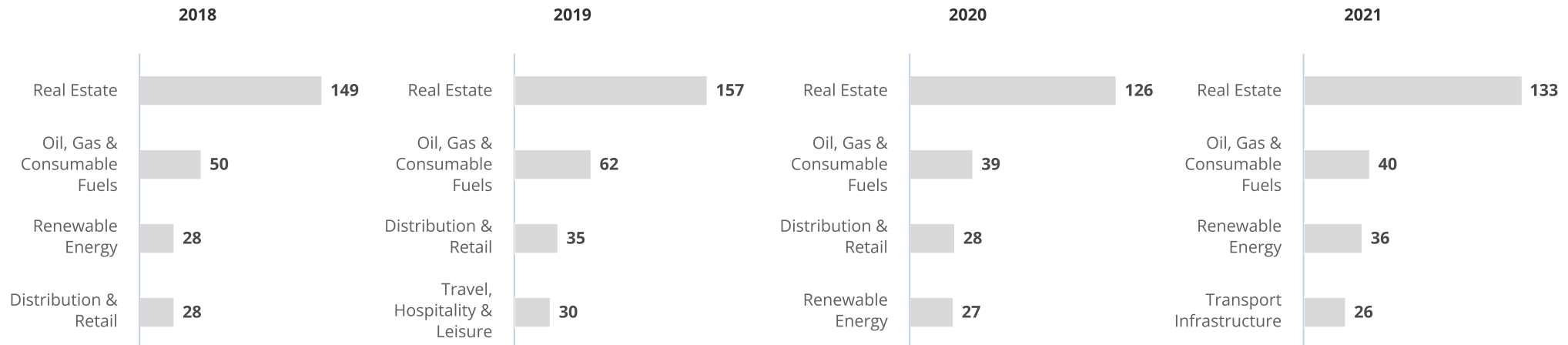
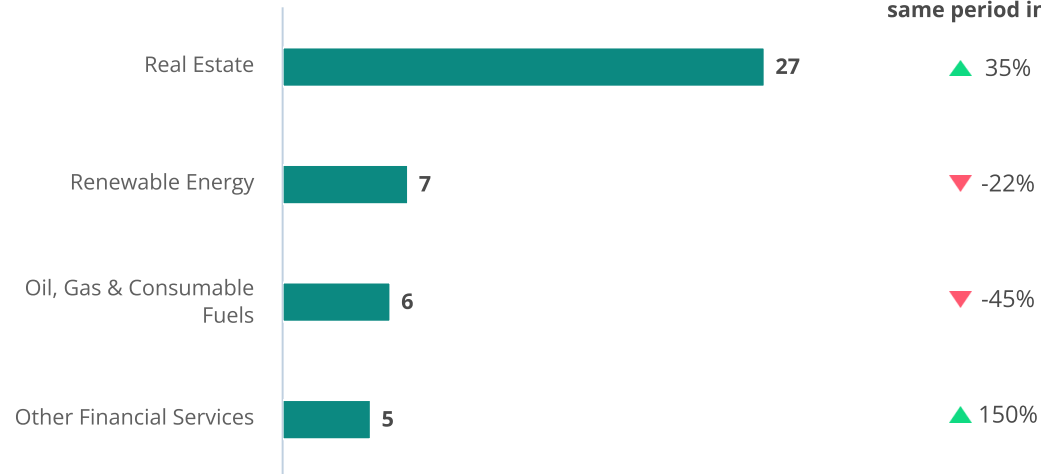


ASSET ACQUISITION

LEADING SUBSECTORS *

Year to date

Change relative to the same period in 2021



* TTR considers the most active subsectors to be those that had the highest number of registered transactions. Should there be a tie between subsectors, the subsector that registered the higher value will dominate.

INDEX

OVERVIEW

PRIVATE EQUITY

VENTURE CAPITAL

ASSET ACQUISITION

EQUITY CAPITAL MARKETS

LARGEST TRANSACTIONS

DEAL OF THE QUARTER

TTR RADAR

RANKINGS

i




EQUITY CAPITAL MARKETS

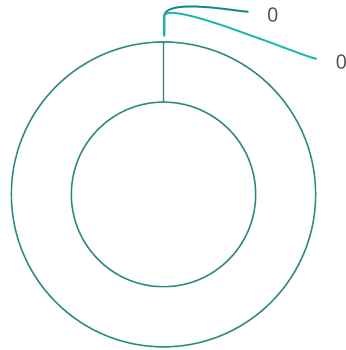
IPOs *

Year to date

Number of transactions



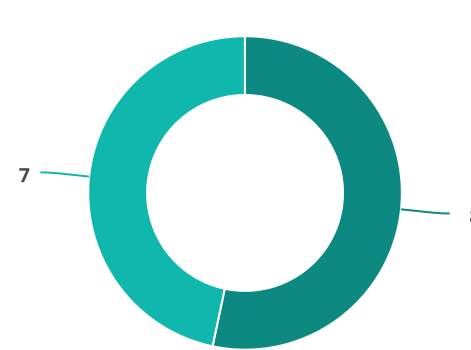
Total Value (USDm)



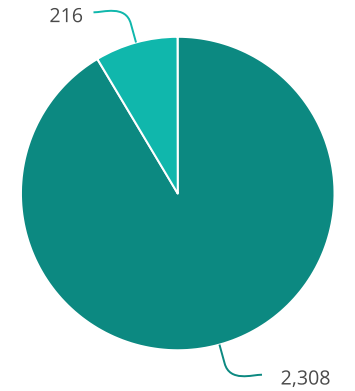
FOLLOW-ON *

Year to date

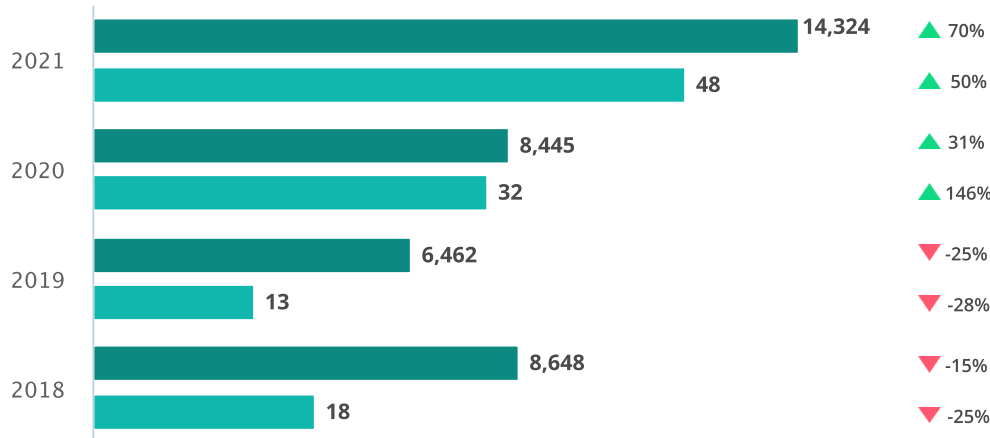
Number of transactions



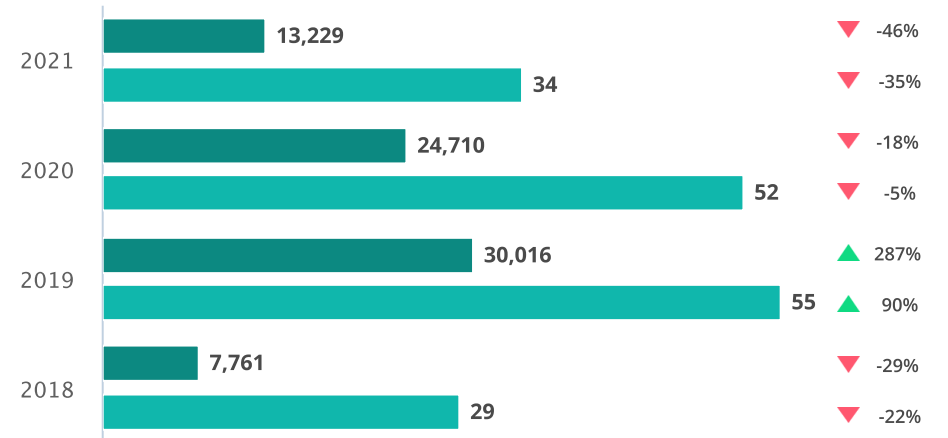
Total Value (USDm)



Last Four Years (Jan-Dec)



Last Four Years (Jan-Dec)



▲ ▼ % All the percentages represent a variation relative to the same period the previous year.

■ Total aggregate value (USDm) ■ Number of transactions

* Includes transactions acted by Latin American companies in Latin America or abroad.

- INDEX
- OVERVIEW
- PRIVATE EQUITY
- VENTURE CAPITAL
- ASSET ACQUISITION
- EQUITY CAPITAL MARKETS
- LARGEST TRANSACTIONS
- DEAL OF THE QUARTER
- TTR RADAR
- RANKINGS

LARGEST TRANSACTIONS OF THE QUARTER



MERGERS & ACQUISITIONS

Target	Country	Sector	Buyer	Seller	Value (USDm)	
Ideal Holding Financeira	Brazil	25.04.03 Holding Companies / Financial Holding Companies 25 Financial Services / 25.04 Other Financial Services	Itaú Unibanco Holding	Private Shareholders Brazil I, Kaszek Ventures	117.89	➔
Aseguradora de Créditos y Garantías, Atlantis Sociedad Inversora	Argentina	25.02.99 Other Insurance 25 Financial Services / 25.02 Insurance	Private Shareholders Argentina I	Suramericana	8.20	➔
Corebi	Argentina	30.04.04 Outcome Management 30 Healthcare / 30.04 Healthcare Information & Technology Systems	NowVertical Group	Private Shareholders Argentina I	8.00	➔

PRIVATE EQUITY

Target	Country	Sector	Buyer	Seller	Value (USDm)	
Satellogic Argentina	Argentina	60.02.02 Satellite Communications Services 60 Telecommunications / 60.02 Telecommunications & Networking Services	Liberty Strategic Capital		150.00	➔

VENTURE CAPITAL

Target	Country	Sector	Buyer	Seller	Value (USDm)	
Creditas	Brazil	25.01.04 Consumer Finance 25 Financial Services / 25.01 Banking & Investment	Fidelity Management & Research, Kaszek Ventures, QED Investors, Wellington Management, SoftBank Vision Fund, Lightrock, SoftBank Latin America Fund, Sunley House Capital Management, VEF, Headline, Greentrail, Actyus		260.00	➔
Ideal Holding Financeira	Brazil	25.04.03 Holding Companies / Financial Holding Companies 25 Financial Services / 25.04 Other Financial Services	Itaú Unibanco Holding	Kaszek Ventures, Private Shareholders Brazil I	117.89	➔
99 Minutos	Mexico	35.10.03 Courier & Package Delivery 35 Industrials / 35.10 Transportation & Logistics	Kaszek Ventures, Oak HC/FT Partners (Oak Investment Partners), Prosus Ventures		82.00	➔
Contabilizei	Brazil	25.04.01 Accounting Services 25 Financial Services / 25.04 Other Financial Services	Goldman Sachs, International Finance Corporation (IFC), Kaszek Ventures, Quona Capital, Point72 Ventures, Igah, Ventures, SoftBank Latin America Fund, PruVen Capital		60.00	➔
Gringo	Brazil	40.02.99 Other Industry-Specific Software 40 Information Technology / 40.02 Industry-Specific Software	Kaszek Ventures, Piton Capital, Global Founders Capital, Private Shareholders Brazil I, ONEVC, VEF		37.44	➔



INDEX



OVERVIEW



PRIVATE EQUITY



VENTURE CAPITAL



ASSET ACQUISITION



EQUITY CAPITAL MARKETS



LARGEST TRANSACTIONS



DEAL OF THE QUARTER



TTR RADAR



RANKINGS



LARGEST TRANSACTIONS OF THE QUARTER



MERGERS & ACQUISITIONS

Target	Country	Sector	Buyer	Seller	Value (USDm)	
SulAmérica	Brazil	25.02.03 Insurance Brokerage 25 Financial Services / 25.02 Insurance	Rede D'Or São Luiz	-	3,083.42 (Approx.)	▶
Concessão do Polo Potiguar	Brazil	20.02.99 Other Oil, Gas & Consumable Fuels 20 Energy & Utilities / 20.02 Oil, Gas & Consumable Fuels	3R Potiguar	Petrobras	1,380.00	▶
CCR	Brazil	35.09.05 Toll Bridges, Roads & Highways 35 Industrials / 35.09 Transport Infrastructure	Itaúsa, Votorantim	Andrade Gutierrez Participações	845.96 (Approx.)	▶
Concessão do Polo Norte Capixaba	Brazil	20.02.99 Other Oil, Gas & Consumable Fuels 20 Energy & Utilities / 20.02 Oil, Gas & Consumable Fuels	Seacrest Petróleo SPE Norte Capixaba	Petrobras	544.00	▶
Banco Modal	Brazil	25.01.08 Investment Banking & Brokerage Services 25 Financial Services / 25.01 Banking & Investment	XP	Modal Controle Participações	539.78 (Approx.)	▶

PRIVATE EQUITY

Target	Country	Sector	Buyer	Seller	Value (USDm)	
Contour Participações	Brazil	35.06.02 Industrial Maintenance & Repair Services 35 Industrials / 35.06 Industrial Services	Infraestrutura Brasil Holding XVII	Kani Lux Holdings	166.03	▶
Gemini Energy	Brazil	35.03.04 Electrical Infrastructure Construction & Engineering 35 Industrials / 35.03 Construction & Engineering	Energisa Transmissão de Energia	Power FIP Infraestrutura (Starboard Asset), Perfin Apollo 14 FIP (Apollo Global Management)	157.95 (Approx.)	▶
Vasco da Gama	Brazil	15.10.08 Sports, Recreation & Entertainment 15 Consumer Products & Services / 15.10 Travel, Hospitality & Leisure	777 Partners	Private Shareholders Brazil I	137.72	▶
Evino	Brazil	15.05.08 Food & Beverage Retail 15 Consumer Products & Services / 15.05 Distribution & Retail	Grupo JCR, Vinci Capital Partners III FIP, XP Private		128.20	▶
Conasa	Brazil	25.04.99 Other Financial Services 25 Financial Services / 25.04 Other Financial Services	Generate Capital	Private Shareholders I	71.40	▶



INDEX



OVERVIEW



PRIVATE EQUITY



VENTURE CAPITAL



ASSET ACQUISITION



EQUITY CAPITAL MARKETS



LARGEST TRANSACTIONS



DEAL OF THE QUARTER



TTR RADAR



RANKINGS



INDEX



OVERVIEW

PRIVATE
EQUITYVENTURE
CAPITALASSET
ACQUISITIONEQUITY CAPITAL
MARKETSLARGEST
TRANSACTIONSDEAL OF
THE QUARTER

TTR RADAR



RANKINGS



VENTURE CAPITAL

Target	Country	Sector	Buyer	Seller	Value (USDm)	
Creditas	Brazil	25.01.04 Consumer Finance <i>25 Financial Services / 25.01 Banking & Investment</i>	Fidelity Management & Research, Kaszek Ventures, QED Investors, Wellington Management, SoftBank Vision Fund, Lightrock, SoftBank Latin America Fund, Sunley House Capital Management, VEF, Headline, Greentrail, Actyus		260.00	
Ideal Holding Financeira	Brazil	25.04.03 Holding Companies / Financial Holding Companies <i>25 Financial Services / 25.04 Other Financial Services</i>	Itaú Unibanco Holding	Kaszek Ventures, Private Shareholders Brazil I	117.89	
Solides	Brazil	40.02.08 Human Resources Software <i>40 Information Technology / 40.02 Industry-Specific Software</i>	Warburg Pincus		100.00	
Flash	Brazil	10.01.99 Other Business & Professional Support Services <i>10 Business Services / 10.01 Business & Professional Support Services</i>	Tiger Global Management, Monashees, Global Founders Capital, Tencent, Private Shareholders United States I, Whale Rock, Citius, Battery Ventures		100.00 (Approx.)	
Wildtype Foods	United States	15.07.04 Fish & Seafood Products <i>15 Consumer Products & Services / 15.07 Food</i>	Temasek, L Catterton, Bezos Expeditions, Private Shareholders United States I, Lifely VC, FootPrint Coalition		100.00	

LARGEST TRANSACTIONS OF THE QUARTER



MERGERS & ACQUISITIONS

Target	Country	Sector	Buyer	Seller	Value (USDm)	
GNL Quintero	Chile	20.02.07 Oil & Gas Storage, Distribution & Retail (Downstream) <i>20 Energy & Utilities / 20.02 Oil, Gas & Consumable Fuels</i>	EIG Global Energy Partners, Fluxys	Enagás Chile, Ontario Municipal Employees Retirement System (OMERS)	1,165.00 (Approx.)	>
Scotiabank Chile	Chile	25.01.03 Commercial, Retail & Mortgage Banking <i>25 Financial Services / 25.01 Banking & Investment</i>	Scotiabank	Grupo Said	1,023.96 (Approx.)	>
Centro de datos Lima, Centros de datos Santiago	Chile, Peru	40.03.06 Hosting, Data Storage & Processing <i>40 Information Technology / 40.03 Internet, Software & IT Services</i>	Equinix	Entel	736.00	>
Itaú Corpbanca Colombia	Colombia	25.01.03 Commercial, Retail & Mortgage Banking <i>25 Financial Services / 25.01 Banking & Investment</i>	Itaú CorpBanca, Itaú Holding Colombia	CG Financial Colombia, Corp Group Banking, Inversiones CorpGroup Interhold	414.14	>
BBR	Chile	25.01.06 Financial Exchanges <i>25 Financial Services / 25.01 Banking & Investment</i>	Evertec	Private Shareholders Chile I	60.00 (Approx.)	>

PRIVATE EQUITY

Target	Country	Sector	Buyer	Seller	Value (USDm)	
Alco Rental Services	Spain	35.07.04 Construction Machinery & Equipment <i>35 Industrials / 35.07 Manufacturing</i>	Tecno Fast	Endurance Partners	18.40	>



INDEX



OVERVIEW



PRIVATE EQUITY



VENTURE CAPITAL



ASSET ACQUISITION



EQUITY CAPITAL MARKETS



LARGEST TRANSACTIONS



DEAL OF THE QUARTER



TTR RADAR



RANKINGS





INDEX



OVERVIEW

PRIVATE
EQUITYVENTURE
CAPITALASSET
ACQUISITIONEQUITY CAPITAL
MARKETSLARGEST
TRANSACTIONSDEAL OF
THE QUARTER

TTR RADAR



RANKINGS



VENTURE CAPITAL

Target	Country	Sector	Buyer	Seller	Value (USDm)	
Betterfly	Chile	15.10.04 Beauty, Fitness & Wellness <i>15 Consumer Products & Services / 15.10 Travel, Hospitality & Leisure</i>	QED Investors, DST Global, Glade Brook, Greycroft Partners, Lightrock		125.00	▶
Pawer	Chile	25.02.99 Other Insurance <i>25 Financial Services / 25.02 Insurance</i>	Private Shareholders Chile I		100.00	▶
RobinFood	Colombia	25.03.03 Real Estate Services <i>25 Financial Services / 25.03 Real Estate</i>	Grupo Bethia, Palm Drive Capital, Blue Like an Orange, MGM Innova Group, Semillero Ventures, Minerva Capital Group		35.00	▶
Destinus	Switzerland	35.10.02 Aviation <i>35 Industrials / 35.10 Transportation & Logistics</i>	Nazca, ACE & Co, Liquid 2 Ventures, One Way Ventures, Conny & Co, Quiet Capital, Cathexis Ventures, Raison Asset Management, TA Ventures, Infinitas Capital		30.00	▶
Fairplay	Mexico	40.02.07 Financial Software <i>40 Information Technology / 40.02 Industry-</i>	Dila Capital, QED Investors, Elevar Equity, Private Shareholders Mexico I, Speedinvest, Mountain Nazca		15.00	▶

LARGEST TRANSACTIONS OF THE QUARTER



MERGERS & ACQUISITIONS

Target	Country	Sector	Buyer	Seller	Value (USDm)	
Cerrejón Zona Norte	Colombia	20.02.01 Coal & Lignite Production <i>20 Energy & Utilities / 20.02 Oil, Gas & Consumable Fuels</i>	Glencore Cerrejón	BHP	588.00	➔
Itaú Corpbanca Colombia	Colombia	25.01.03 Commercial, Retail & Mortgage Banking <i>25 Financial Services / 25.01 Banking & Investment</i>	Itaú CorpBanca, Itaú Holding Colombia	CG Financial Colombia, Corp Group Banking, Inversiones CorpGroup Interhold	414.14	➔
Grupo Sura	Colombia	25.01.01 Asset Management <i>25 Financial Services / 25.01 Banking & Investment</i>	JGDB Holding	-	288.90	➔
Rappi	Colombia	40.02.10 Logistics, Last Mile Delivery & Navigation Software <i>40 Information Technology / 40.02 Industry-Specific Software</i>	Private Shareholders I	Delivery Hero	150.00	➔
Grupo Nutresa	Colombia	15.07.02 Chocolate, Sweets & Confectionary <i>15 Consumer Products & Services / 15.07 Food</i>	Nugil Overseas, Royal Group UAE	Private Shareholders I	148.00	➔

VENTURE CAPITAL

Target	Country	Sector	Buyer	Seller	Value (USDm)	
Tül	Colombia	40.03.05 E-Commerce Software <i>40 Information Technology / 40.03 Internet, Software & IT Services</i>	Tiger Global Management, Coatue, 8VC, SoftBank Latin America Fund, Avenir Growth Capital		181.00	➔
Laika	Colombia	15.09.03 Pets & Pet Product Retail <i>15 Consumer Products & Services / 15.09 Pet Products & Services</i>	Private Shareholders I, SoftBank Group		48.00	➔
Acasa	Colombia	25.03.03 Real Estate Services <i>25 Financial Services / 25.03 Real Estate</i>	Private Shareholders I, Wollef, Quona Capital, Metaprop NYC, Y Combinator, Architect Capital		38.00	➔
RobinFood	Colombia	25.03.03 Real Estate Services <i>25 Financial Services / 25.03 Real Estate</i>	Grupo Bethia, Palm Drive Capital, Blue Like an Orange, MGM Innova Group, Semillero Ventures, Minerva Capital Group		35.00	➔
Acasa	Colombia	25.03.03 Real Estate Services <i>25 Financial Services / 25.03 Real Estate</i>	Architect Capital		33.00	➔



INDEX



OVERVIEW



PRIVATE EQUITY



VENTURE CAPITAL



ASSET ACQUISITION



EQUITY CAPITAL MARKETS



LARGEST TRANSACTIONS



DEAL OF THE QUARTER



TTR RADAR



RANKINGS



LARGEST TRANSACTIONS OF THE QUARTER



MERGERS & ACQUISITIONS

Target	Country	Sector	Buyer	Seller	Value (USDm)	
OCTAL	Oman	35.04.04 Plastic Containers & Packaging 35 Industrials / 35.04 Containers & Packaging	Alpek	Private Shareholders Oman I	620.00	View
Metrovacesa	Spain	35.03.05 Homebuilders (Residential) 35 Industrials / 35.03 Construction & Engineering	FCC Real Estate	Private Shareholders I	312.39	View
Jafra USA	United States	15.04.01 Cosmetics & Perfumes 15 Consumer Products & Services / 15.04 Consumer Nondurables	Betterware de México	Vorwerk	225.00	View
Medistik	Mexico	35.10.99 Other Transportation & Logistics 35 Industrials / 35.10 Transportation & Logistics	Traxión	Logística y Transporte para la Industria de la Salud	76.00	View
Propiedad logística Ciudad de México, Propiedad logística Reynosa, Propiedad logística Tijuana	Mexico	25.03.99 Other Real Estate 25 Financial Services / 25.03 Real Estate	Fibra Prologis	Private Shareholders I, Prologis	71.50	View

VENTURE CAPITAL

Target	Country	Sector	Buyer	Seller	Value (USDm)	
Altum Capital	Mexico	-	Private Shareholders I, Apollo Global Management, INVEX Casa de Bolsa		125.00	View
99 Minutos	Mexico	35.10.03 Courier & Package Delivery 35 Industrials / 35.10 Transportation & Logistics	Kaszek Ventures, Oak HC/FT Partners (Oak Investment Partners), Prosus Ventures		82.00	View
Valoreo	Mexico	10.02.01 Advertising & Marketing Services 10 Business Services / 10.02 Marketing & Advertising	L Catterton		80.00	View
Nexu	Mexico	25.01.04 Consumer Finance 25 Financial Services / 25.01 Banking & Investment	Wollef, FJ Labs, Clocktower Technology Ventures, Gilgamesh Ventures, Architect Capital, Altos Ventures, Grupo CAPEM		50.00	View
Angel Studios	United States	45.01.99 Other Entertainment 45 Media, Entertainment & Information Services / 45.01 Entertainment	Alta Ventures México, Uncorrelated Ventures, Kickstart Fund, Gigafund		47.00	View

INDEX

OVERVIEW

PRIVATE EQUITY

VENTURE CAPITAL

ASSET ACQUISITION

EQUITY CAPITAL MARKETS

LARGEST TRANSACTIONS

DEAL OF THE QUARTER






TTR RADAR

RANKINGS


i

LARGEST TRANSACTIONS OF THE QUARTER 

MERGERS & ACQUISITIONS

Target	Country	Sector	Buyer	Seller	Value (USDm)	
Centro de datos Lima, Centros de datos Santiago	Chile, Peru	40.03.06 Hosting, Data Storage & Processing 40 Information Technology / 40.03 Internet, Software & IT Services	Equinix	Entel	736.00	
Yanacocha	Peru	55.05.03 Gold Mining & Refining 55 Raw Materials & Natural Resources / 55.05 Metal & Mineral Resources	Newmont Mining	Minas Buenaventura	300.00	
Talma	Peru	35.10.01 Air Freight & Logistics 35 Industrials / 35.10 Transportation & Logistics	Private Shareholders Peru I	Enfoca Servicios Logísticos	163.50	
Barroco	Panama	25.01.01 Asset Management 25 Financial Services / 25.01 Banking & Investment	Private Shareholders Peru I	Private Shareholders Peru II	21.50	
Activos mineros Perú	Peru	55.05.99 Other Metal & Mineral Resources 55 Raw Materials & Natural Resources / 55.05 Metal & Mineral Resources	Minera Barrick Misquichilca	Barrick Perú	5.00	

PRIVATE EQUITY

Target	Country	Sector	Buyer	Seller	Value (USDm)	
Edpyme Alternativa	Peru	25.01.04 Consumer Finance 25 Financial Services / 25.01 Banking & Investment	Fondo Huruma		4.56	

VENTURE CAPITAL

Target	Country	Sector	Buyer	Seller	Value (USDm)	
LEASY	Peru	35.10.14 Vehicle Rental Services 35 Industrials / 35.10 Transportation & Logistics	Private Shareholders United States I		15.00	
Salkantay Exponential Fund	Canada	25.01.01 Asset Management 25 Financial Services / 25.01 Banking & Investment	Fondo de Capital para Emprendimientos Innovadores (FCEI)	Salkantay Partners	4.00	
LEASY	Peru	35.10.14 Vehicle Rental Services 35 Industrials / 35.10 Transportation & Logistics	Otto Group, Magma Partners, Private Shareholders United States I, BuenTrip Ventures, INCA VENTURES, Nucleus Emerging Markets Ventures		2.00	
Rextie	Peru	25.01.06 Financial Exchanges 25 Financial Services / 25.01 Banking & Investment	Grupo RPP		1.40	
Fintech Capital Group	Peru	25.01.04 Consumer Finance 25 Financial Services / 25.01 Banking & Investment	Private Shareholders Peru I		0.30	

INDEX



OVERVIEW



PRIVATE EQUITY



VENTURE CAPITAL



ASSET ACQUISITION



EQUITY CAPITAL MARKETS



LARGEST TRANSACTIONS



DEAL OF THE QUARTER



TTR RADAR



RANKINGS



DEAL OF THE QUARTER

First Quarter


Target: Enel Green Power Colombia, Enel-Codensa, Essa2

Buyer: Emgesa

Value: USD 8,915.43m

Enel-Codensa, Enel Green Power Colombia, Essa2

Emgesa completes absorption of three subsidiaries of Enel Américas to create Enel Colombia

 Full Transaction Details

Parties

Target: Enel-Codensa**Description:** Power distributor and supplier.**Target:** Enel Green Power Colombia**Description:** Operator of hydropower plants.**Target:** Essa2**Description:** Power distributor and supplier. It is the holding of Enel Green Power's assets in Costa Rica, Guatemala and Panama.

FINANCIAL DATA

Total Value	Payment
USD 8,915.43m	(Cash) USD 8,915.43m

Buyer	%
Emgesa	-

Ultimate Owner (Buyer)
Enel Américas

Advisors / Due Diligence

Parties	Financial Advisory	People
Grupo Energía Bogotá	Inverlink	Mauricio Saldarriaga (Managing Partner), Nicolás Gómez Saavedra (Vice President), Camilo González Caicedo (Associate), Carlos Martínez Granados (Analyst)
Grupo Energía Bogotá	UBS Colombia	

Parties	Legal Advisory	People
Grupo Energía Bogotá	Posse Herrera Ruiz	Jaime Herrera (Partner), Óscar Tutasaura (Partner), Susana Gómez (Associate), Valentina Tobón (Junior Associate)
Grupo Energía Bogotá	BLP Legal	Adriana Castro (Partner), Neftalí Garro (Partner), Rodolfo Salazar (Partner), Diego Quirós (Lawyer), Gabriel Bran (Associate), Julio Castellanos (Associate), Rubén Fuentes (Associate)
Grupo Energía Bogotá	Claro y Cía. Abogados	Jorge Martín (Partner), Josefina Covarrubias (Associate), Marcelo Estay Herrera (Associate)
Grupo Energía Bogotá	Arias, Fábrega & Fábrega	Andrés Rubinoff (Partner), Estif Aparicio (Partner), Donald P. Canavaggio (Associate), Nicolás Ramos (Associate)
Grupo Energía Bogotá	Posse Herrera Ruiz	Jaime Herrera (Partner), Óscar Tutasaura (Partner), Juan Guillermo Ruiz (Partner), Jaime Enrique Gómez (Associate), Susana Gómez (Associate)
Emgesa	Garrigues Colombia	Ignacio Londoño Rivera (Partner), Mateo Benjumea (Associate), Paola Valderrama Ortiz (Associate), Laura Galeano
Enel-Codensa	Garrigues Colombia	Ignacio Londoño Rivera (Partner), Mateo Benjumea (Associate), Paola Valderrama Ortiz (Associate), Laura Galeano

Parties	Fairness Opinion	People
Grupo Energía Bogotá	BBVA Valores Colombia	
Enel-Codensa	Econsult	

INDEX

OVERVIEW

PRIVATE EQUITY

VENTURE CAPITAL

ASSET ACQUISITION

EQUITY CAPITAL MARKETS

LARGEST TRANSACTIONS

DEAL OF THE QUARTER

TTR RADAR

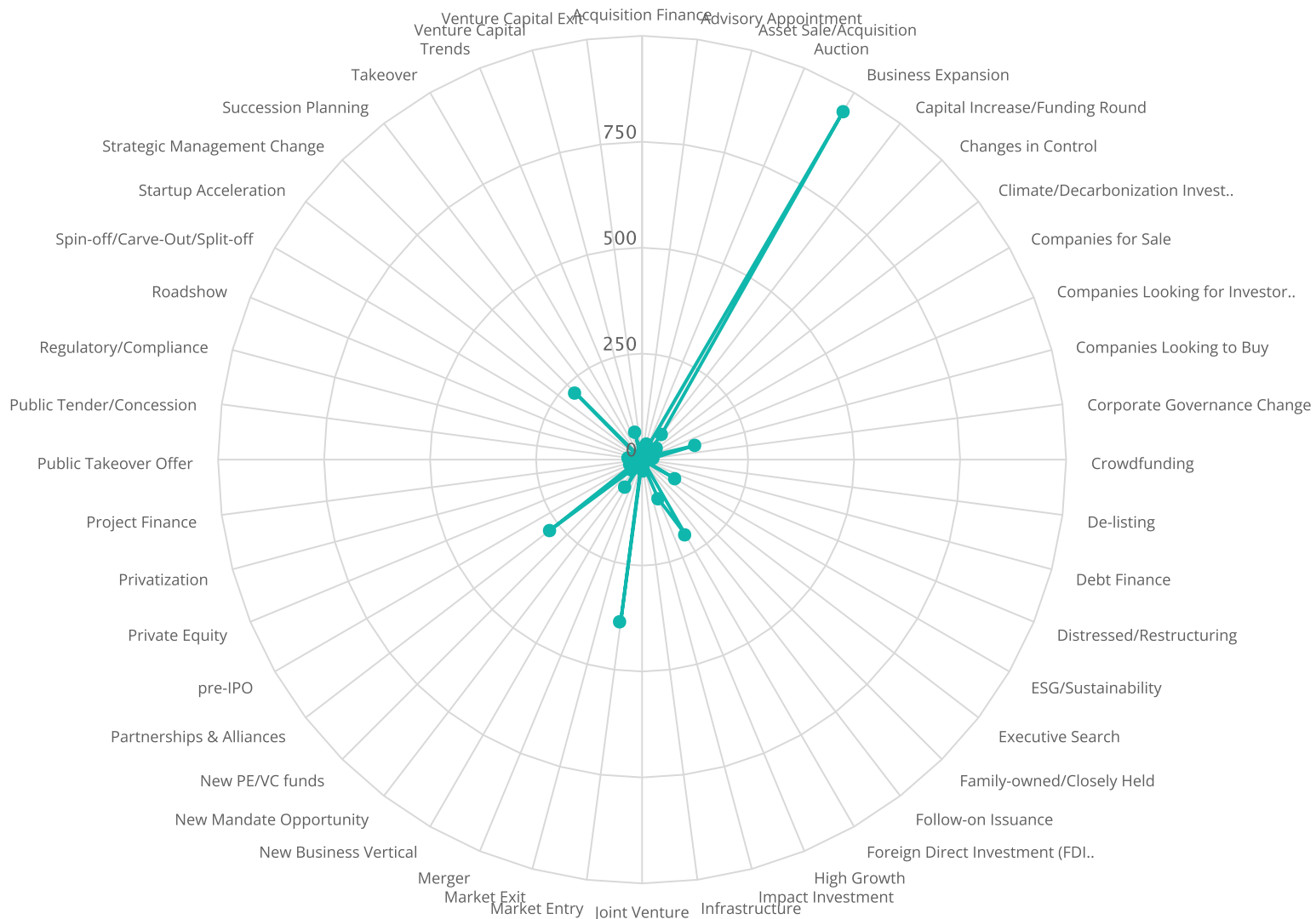
RANKINGS

i

TTR RADAR

FORWARD-LOOKING INTELLIGENCE

Opportunities by Intelligence Type and Volume - 1Q 2022



Identify early stage M&A opportunities with TTR Radar, delivering actionable proprietary and aggregated intelligence.

TTR RADAR

Aggregated Intelligence

Government of Brazil foresees investments of BRL 180bn in railways in Brazil under Pro Trilhos program [➔](#)

TTR RADAR

Proprietary Intelligence ★

Fen Ventures will focus on tech startups with new USD 60m fund [➔](#)



INDEX



OVERVIEW



PRIVATE EQUITY



VENTURE CAPITAL



ASSET ACQUISITION



EQUITY CAPITAL MARKETS



LARGEST TRANSACTIONS



DEAL OF THE QUARTER



TTR RADAR



RANKINGS



INFORMATION



INDEX



OVERVIEW



PRIVATE EQUITY



VENTURE CAPITAL



ASSET ACQUISITION



EQUITY CAPITAL MARKETS



LARGEST TRANSACTIONS



DEAL OF THE QUARTER



TTR RADAR



RANKINGS



RANKING YEAR TO DATE



Financial Advisors
Legal Advisors
Dealmakers

RANKING YEAR TO DATE

M&A, PRIVATE EQUITY, VENTURE CAPITAL AND ASSET ACQUISITIONS

Financial Advisors

By total value of transactions

Ranking 2022	Financial Advisor	Total value (USDm)	Number of transactions	Ranking 2021	Variation Total value (%)	Buy-Side (USDm)	Sell-Side (USDm)
1	Banco Itaú BBA	117.89	1	*	*	117.89	-

By nº of transactions

Ranking 2022	Financial Advisor	Number of transactions	Total value (USDm)	Ranking 2021	Variation nº Of transactions	Buy-Side	Sell-Side
1	Banco Itaú BBA	1	117.89	*	*	1	-

This ranking was generated with transactions announced in 2022 Year-to-Date. The Rankings do not include joint ventures. At least one party in the transaction must be from the country analyzed.

Asset Acquisitions transactions are included where the Target is classified as a Business Unit.

In case of a draw, the adopted criteria will be the following: for a draw of the number of transactions, the total deal value prevails; for a draw of the deal value, the number of transactions prevails. When a draw of both deal number and deal value occurs, the original position will be maintained and the deals will be arranged alphabetically.

In transactions where the same advisor represents both Buy-side and Sell-side, the deal is credited only once as Buy-side. Sell-side includes advisory mandates for targets and sellers.

* Not registered in 2021

All transactions and financial data are available at www.TTRecord.com.

INDEX

OVERVIEW

PRIVATE EQUITY

VENTURE CAPITAL

ASSET ACQUISITION

EQUITY CAPITAL MARKETS

LARGEST TRANSACTIONS

DEAL OF THE QUARTER

TTR RADAR

RANKINGS

?

RANKING YEAR TO DATE

M&A, PRIVATE EQUITY, VENTURE CAPITAL AND ASSET ACQUISITIONS

Legal Advisors

By nº of transactions

Ranking 2022	Legal Advisor	Number of transactions	Total value (USDm)	Ranking 2021	Variation nº Of transactions	Buy-Side	Sell-Side
1	Bruchou, Fernández Madero & Lombardi	2	-	*	*	1	1
2	Aguirre Saravia & Gebhardt	1	-	*	*	-	1
2	Brons & Salas Abogados	1	-	*	*	1	-
2	DLA Piper Argentina	1	-	*	*	-	1
2	Marval O'Farrell Mairal	1	-	1	-1	1	-
2	Pérez Alati Grondona Benites & Arntsen	1	-	*	*	-	1
2	Tanoira Cassagne Abogados	1	-	2	0	-	1
2	WSC - Wiener Soto Caparrós	1	-	3	0	-	1

This ranking was generated with transactions announced in 2022 Year-to-Date. The Rankings do not include joint ventures. At least one party in the transaction must be from the country analyzed.

Asset Acquisitions transactions are included where the Target is classified as a Business Unit.

In case of a draw, the adopted criteria will be the following: for a draw of the number of transactions, the total deal value prevails; for a draw of the deal value, the number of transactions prevails. When a draw of both deal number and deal value occurs, the original position will be maintained and the deals will be arranged alphabetically.

In transactions where the same advisor represents both Buy-side and Sell-side, the deal is credited only once as Buy-side. Sell-side includes advisory mandates for targets and sellers.

* Not registered in 2021

All transactions and financial data are available at www.TTRecord.com.

INDEX



OVERVIEW



PRIVATE EQUITY



VENTURE CAPITAL



ASSET ACQUISITION



EQUITY CAPITAL MARKETS



LARGEST TRANSACTIONS



DEAL OF THE QUARTER



TTR RADAR



RANKINGS



RANKING YEAR TO DATE

M&A, PRIVATE EQUITY, VENTURE CAPITAL AND ASSET ACQUISITIONS

Dealmakers - Legal Advisors

TTR's Dealmaker Rankings are comprised exclusively of partner-level advisors active in each given market.

By n° of transactions

Ranking 2022	Dealmakers - Legal Advisor	Number of transactions	Total value (USDm)	Ranking 2021	Variation n° Of transactions	Buy-Side	Sell-Side
1	Mariano Del Olmo (<i>Brons & Salas Abogados</i>)	1	-	*	*	1	-
1	Estanislao H. Olmos (<i>Bruchou, Fernández Madero & Lombardi</i>)	1	-	*	*	-	1
1	Martín Mittelman (<i>DLA Piper Argentina</i>)	1	-	*	*	-	1
1	Barbara V. Ramperti (<i>Marval O'Farrell Mairal</i>)	1	-	2	0	1	-
1	Ricardo A. Ostrower (<i>Marval O'Farrell Mairal</i>)	1	-	2	0	1	-
1	Diego Serrano Redonnet (<i>Pérez Alati Grondona Benites & Arntsen</i>)	1	-	*	*	-	1
1	Bernardo Cassagne (<i>Tanoira Cassagne Abogados</i>)	1	-	1	0	-	1
1	Santiago Javier Monti (<i>Tanoira Cassagne Abogados</i>)	1	-	1	0	-	1
1	Gonzalo Manuel Soto (<i>WSC - Wiener Soto Caparrós</i>)	1	-	2	0	-	1

This ranking was generated with transactions announced in 2022 Year-to-Date. The Rankings do not include joint ventures. At least one party in the transaction must be from the country analyzed.

Asset Acquisitions transactions are included where the Target is classified as a Business Unit.

In case of a draw, the adopted criteria will be the following: for a draw of the number of transactions, the total deal value prevails; for a draw of the deal value, the number of transactions prevails. When a draw of both deal number and deal value occurs, the original position will be maintained and the deals will be arranged alphabetically.

In transactions where the same advisor represents both Buy-side and Sell-side, the deal is credited only once as Buy-side. Sell-side includes advisory mandates for targets and sellers.

* Not registered in 2021

All transactions and financial data are available at www.TTRecord.com.

INDEX

OVERVIEW

PRIVATE EQUITY

VENTURE CAPITAL

ASSET ACQUISITION

EQUITY CAPITAL MARKETS

LARGEST TRANSACTIONS

DEAL OF THE QUARTER

TTR RADAR

RANKINGS

i

RANKING YEAR TO DATE

M&A, PRIVATE EQUITY, VENTURE CAPITAL AND ASSET ACQUISITIONS

Financial Advisors

By total value of transactions

Ranking 2022	Financial Advisor	Total value (USDm)	Number of transactions	Ranking 2021	Variation Total value (%)	Buy-Side (USDm)	Sell-Side (USDm)
1	Banco BTG Pactual	4,420.01	16	1	-69.52	3,411.06	1,008.95
2	Vinci Partners	3,231.30	5	13	1,632.55	3,231.30	-
3	Olimpia Partners	3,083.42	1	22	35,024.18	-	3,083.42
4	Banco Itaú BBA	1,556.17	14	2	-83.89	1,038.73	517.44
5	Banco Bradesco BBI	1,268.58	10	8	67.85	978.58	290.00
6	XP	618.88	3	10	45.58	539.78	79.10
7	Inspire Capital Partners	119.79	3	*	*	119.79	-
8	Matix Capital	79.10	1	*	*	-	79.10
9	Banco Santander	64.57	4	*	*	-	64.57
10	BR Partners	64.57	1	7	-93.00	64.57	-

By nº of transactions

Ranking 2022	Financial Advisor	Number of transactions	Total value (USDm)	Ranking 2021	Variation nº Of transactions	Buy-Side	Sell-Side
1	Banco BTG Pactual	16	4,420.01	1	-5	12	4
2	Banco Itaú BBA	14	1,556.17	4	6	10	4
3	Banco Bradesco BBI	10	1,268.58	2	-7	8	2
4	IGC Partners	6	51.44	6	0	-	6
5	Vinci Partners	5	3,231.30	3	-11	5	-
6	Banco Santander	4	64.57	*	*	2	2
7	XP	3	618.88	14	1	2	1
8	Inspire Capital Partners	3	119.79	*	*	3	-
9	Cypress Associates	2	14.96	16	0	-	2
10	Ártica Investimentos	2	9.94	7	-3	1	1

This ranking was generated with transactions announced in 2022 Year-to-Date. The Rankings do not include joint ventures. At least one party in the transaction must be from the country analyzed.

Asset Acquisitions transactions are included where the Target is classified as a Business Unit.

In case of a draw, the adopted criteria will be the following: for a draw of the number of transactions, the total deal value prevails; for a draw of the deal value, the number of transactions prevails. When a draw of both deal number and deal value occurs, the original position will be maintained and the deals will be arranged alphabetically.

In transactions where the same advisor represents both Buy-side and Sell-side, the deal is credited only once as Buy-side. Sell-side includes advisory mandates for targets and sellers.

* Not registered in 2021

All transactions and financial data are available at www.TTRecord.com.

INDEX

OVERVIEW

PRIVATE EQUITY

VENTURE CAPITAL

ASSET ACQUISITION

EQUITY CAPITAL MARKETS

LARGEST TRANSACTIONS

DEAL OF THE QUARTER

TTR RADAR

RANKINGS

?

RANKING YEAR TO DATE

M&A, PRIVATE EQUITY, VENTURE CAPITAL AND ASSET ACQUISITIONS

Legal Advisors

By total value of transactions

Ranking 2022	Legal Advisor	Total value (USDm)	Number of transactions	Ranking 2021	Variation Total value (%)	Buy-Side (USDm)	Sell-Side (USDm)
1	BMA – Barbosa Müssnich Aragão	3,396.03	10	11	458.00	95.79	3,300.24
2	Trindade Sociedade de Advogados	3,083.42	2	*	*	3,083.42	-
3	Machado, Meyer, Sendacz e Opice Advogados	1,899.77	9	7	6.01	256.40	1,643.37
4	Demarest Advogados	1,496.85	8	22	951.56	1,495.69	1.16
5	Pinheiro Neto Advogados	864.21	7	3	-90.98	138.40	725.81
6	Bronstein Zilberberg Chueiri & Potenza Advogados	708.93	36	10	15.15	78.98	629.96
7	Mattos Filho, Veiga Filho, Marrey Jr. e Quiroga Advogados	572.31	6	1	-95.42	572.31	-
8	Spinelli Advogados	539.78	1	17	120.02	539.78	-
9	Souza, Mello e Torres	443.20	3	5	-95.11	443.20	-
10	Stocche Forbes Advogados	393.92	10	6	-86.50	300.85	93.07

By nº of transactions

Ranking 2022	Legal Advisor	Number of transactions	Total value (USDm)	Ranking 2021	Variation nº Of transactions	Buy-Side	Sell-Side
1	Bronstein Zilberberg Chueiri & Potenza Advogados	36	708.93	12	26	12	24
2	FM/Derraik Advogados	26	327.48	2	5	18	8
3	Lefosse Advogados	13	198.42	5	-2	6	7
4	BMA – Barbosa Müssnich Aragão	10	3,396.03	4	-7	5	5
5	Stocche Forbes Advogados	10	393.92	14	2	6	4
6	Machado, Meyer, Sendacz e Opice Advogados	9	1,899.77	15	1	6	3
7	TozziniFreire Advogados	9	91.47	13	0	5	4
8	Demarest Advogados	8	1,496.85	11	-3	6	2
9	Cescon, Barriue Flesch & Barreto Advogados	8	71.62	7	-5	5	3
10	Pinheiro Neto Advogados	7	864.21	8	-5	4	3

This ranking was generated with transactions announced in 2022 Year-to-Date. The Rankings do not include joint ventures. At least one party in the transaction must be from the country analyzed.

Asset Acquisitions transactions are included where the Target is classified as a Business Unit.

In case of a draw, the adopted criteria will be the following: for a draw of the number of transactions, the total deal value prevails; for a draw of the deal value, the number of transactions prevails. When a draw of both deal number and deal value occurs, the original position will be maintained and the deals will be arranged alphabetically.

In transactions where the same advisor represents both Buy-side and Sell-side, the deal is credited only once as Buy-side. Sell-side includes advisory mandates for targets and sellers.

* Not registered in 2021

All transactions and financial data are available at www.TTRecord.com.

INDEX

OVERVIEW

PRIVATE EQUITY

VENTURE CAPITAL

ASSET ACQUISITION

EQUITY CAPITAL MARKETS

LARGEST TRANSACTIONS

DEAL OF THE QUARTER

TTR RADAR

RANKINGS

INDEX

RANKING YEAR TO DATE

M&A, PRIVATE EQUITY, VENTURE CAPITAL AND ASSET ACQUISITIONS

Dealmakers - Financial Advisor

By total value of transactions

Ranking 2022	Dealmakers - Financial Advisor	Total value (USDm)	Number of transactions	Ranking 2021	Variation Total value (%)	Buy-Side (USDm)	Sell-Side (USDm)
1	Felipe Bittencourt (<i>Vinci Partners Assessoria Financeira</i>)	3,231.30	5	5	1,632.55	3,231.30	-
1	Ricardo Moor Whitaker de Assumpção (<i>Vinci Partners Assessoria Financeira</i>)	3,231.30	5	5	1,632.55	3,231.30	-
2	Marcelo Garcia (<i>Integri Advisory</i>)	28.31	1	*	*	-	28.31
2	Rafael Vasconcelos (<i>Integri Advisory</i>)	28.31	1	*	*	-	28.31
2	Carlos Rebelatto (<i>JBR Partners Capital</i>)	28.31	1	*	*	-	28.31
3	Arleu Anhalt (<i>CFI Brazil</i>)	18.35	1	13	87.91	-	18.35
3	Eduardo Vallim (<i>CFI Brazil</i>)	18.35	1	13	87.91	-	18.35
4	Fernando Muramoto (<i>Kurus</i>)	18.07	1	*	*	-	18.07
5	Caio Albuquerque (<i>Rosenberg Partners</i>)	16.59	1	*	*	-	16.59
5	Tuany Sabino (<i>Rosenberg Partners</i>)	16.59	1	*	*	-	16.59
6	Carlos Parizotto (<i>Cypress Associates</i>)	14.96	2	16	143.41	-	14.96
7	Fábio Matsui (<i>Cypress Associates</i>)	14.96	1	16	143.41	-	14.96
7	Marcelo Coppla (<i>Cypress Associates</i>)	14.96	1	16	143.41	-	14.96
8	Ivan Barboza (<i>Ártica Investimentos</i>)	9.94	1	12	-32.81	9.94	-
8	Mateus Carneiro (<i>Omni Partners</i>)	9.94	1	*	*	-	9.94
8	Pedro Drummond (<i>Omni Partners</i>)	9.94	1	*	*	-	9.94
9	Guilherme Stuart (<i>RGS Partners</i>)	8.43	1	9	-72.71	-	8.43
10	José Ramón Jiménez Izquierdo (<i>Athenea Healthcare Group</i>)	6.35	1	*	*	-	6.35

This ranking was generated with transactions announced in 2022 Year-to-Date. The Rankings do not include joint ventures. At least one party in the transaction must be from the country analyzed.

Asset Acquisitions transactions are included where the Target is classified as a Business Unit.

In case of a draw, the adopted criteria will be the following: for a draw of the number of transactions, the total deal value prevails; for a draw of the deal value, the number of transactions prevails. When a draw of both deal number and deal value occurs, the original position will be maintained and the deals will be arranged alphabetically.

In transactions where the same advisor represents both Buy-side and Sell-side, the deal is credited only once as Buy-side. Sell-side includes advisory mandates for targets and sellers.

* Not registered in 2021

All transactions and financial data are available at www.TTRecord.com.

INDEX

OVERVIEW

PRIVATE EQUITY

VENTURE CAPITAL

ASSET ACQUISITION

EQUITY CAPITAL MARKETS

LARGEST TRANSACTIONS

DEAL OF THE QUARTER

TTR RADAR

RANKINGS

INDEX

RANKING YEAR TO DATE

M&A, PRIVATE EQUITY, VENTURE CAPITAL AND ASSET ACQUISITIONS

Dealmakers - Financial Advisor

By nº of transactions

Ranking 2022	Dealmakers - Financial Advisor	Number of transactions	Total value (USDm)	Ranking 2021	Variation nº Of transactions	Buy-Side	Sell-Side
1	Felipe Bittencourt (<i>Vinci Partners Assessoria Financeira</i>)	5	3,231.30	1	-11	5	-
1	Ricardo Moor Whitaker de Assumpção (<i>Vinci Partners Assessoria Financeira</i>)	5	3,231.30	1	-11	5	-
2	Carlos Parizotto (<i>Cypress Associates</i>)	2	14.96	17	1	-	2
3	Marcelo Garcia (<i>Integri Advisory</i>)	1	28.31	*	*	-	1
3	Rafael Vasconcelos (<i>Integri Advisory</i>)	1	28.31	*	*	-	1
3	Carlos Rebelatto (<i>JBR Partners Capital</i>)	1	28.31	*	*	-	1
4	Arleu Anhalt (<i>CFI Brazil</i>)	1	18.35	14	0	-	1
4	Eduardo Vallim (<i>CFI Brazil</i>)	1	18.35	14	0	-	1
5	Fernando Muramoto (<i>Kurus</i>)	1	18.07	*	*	-	1
6	Caio Albuquerque (<i>Rosenberg Partners</i>)	1	16.59	*	*	-	1
6	Tuany Sabino (<i>Rosenberg Partners</i>)	1	16.59	*	*	-	1
7	Fábio Matsui (<i>Cypress Associates</i>)	1	14.96	17	0	-	1
7	Marcelo Coppla (<i>Cypress Associates</i>)	1	14.96	17	0	-	1
8	Ivan Barboza (<i>Ártica Investimentos</i>)	1	9.94	3	-4	1	-
8	Mateus Carneiro (<i>Omni Partners</i>)	1	9.94	*	*	-	1
8	Pedro Drummond (<i>Omni Partners</i>)	1	9.94	*	*	-	1
9	Guilherme Stuart (<i>RGS Partners</i>)	1	8.43	11	0	-	1
10	José Ramón Jiménez Izquierdo (<i>Athenea Healthcare Group</i>)	1	6.35	*	*	-	1

This ranking was generated with transactions announced in 2022 Year-to-Date. The Rankings do not include joint ventures. At least one party in the transaction must be from the country analyzed.

Asset Acquisitions transactions are included where the Target is classified as a Business Unit.

In case of a draw, the adopted criteria will be the following: for a draw of the number of transactions, the total deal value prevails; for a draw of the deal value, the number of transactions prevails. When a draw of both deal number and deal value occurs, the original position will be maintained and the deals will be arranged alphabetically.

In transactions where the same advisor represents both Buy-side and Sell-side, the deal is credited only once as Buy-side. Sell-side includes advisory mandates for targets and sellers.

* Not registered in 2021

All transactions and financial data are available at www.TTRecord.com.

INDEX

OVERVIEW

PRIVATE EQUITY

VENTURE CAPITAL

ASSET ACQUISITION

EQUITY CAPITAL MARKETS

LARGEST TRANSACTIONS

DEAL OF THE QUARTER

TTR RADAR

RANKINGS

INDEX

RANKING YEAR TO DATE

M&A, PRIVATE EQUITY, VENTURE CAPITAL AND ASSET ACQUISITIONS

Dealmakers - Legal Advisors

TTR's Dealmaker Rankings are comprised exclusively of partner-level advisors active in each given market.

By total value of transactions

Ranking 2022	Dealmakers - Legal Advisor	Total value (USDm)	Number of transactions	Ranking 2021	Variation Total value (%)	Buy-Side (USDm)	Sell-Side (USDm)
1	Henrique Vargas Gama Beloch (<i>BMA – Barbosa Müssnich Aragão</i>)	3,083.42	1	41	980.17	-	3,083.42
1	André Grunspun Pitta (<i>Trindade Sociedade de Advogados</i>)	3,083.42	1	*	*	3,083.42	-
2	Barbara Bittencourt (<i>Demarest Advogados</i>)	1,380.00	1	*	*	1,380.00	-
2	Daniel Szyfman (<i>Machado, Meyer, Sendacz e Opice Advogados</i>)	1,380.00	1	16	-21.82	-	1,380.00
3	Giovani Loss (<i>Mattos Filho, Veiga Filho, Marrey Jr. e Quiroga Advogados</i>)	544.00	1	1	-94.39	544.00	-
3	Leonardo Homsy (<i>Mattos Filho, Veiga Filho, Marrey Jr. e Quiroga Advogados</i>)	544.00	1	1	-94.39	544.00	-
4	Henrique Lang (<i>Pinheiro Neto Advogados</i>)	539.78	1	47	134.37	-	539.78
4	Jorge N. F. Lopes Jr. (<i>Pinheiro Neto Advogados</i>)	539.78	1	47	134.37	-	539.78
4	José Luiz Homem de Mello (<i>Pinheiro Neto Advogados</i>)	539.78	1	47	134.37	-	539.78
4	Hiram Bandeira Pagano Filho (<i>Spinelli Advogados</i>)	539.78	1	46	128.18	539.78	-
4	Sergio Spinelli Silva Junior (<i>Spinelli Advogados</i>)	539.78	1	46	128.18	539.78	-
5	Eduardo Zilberberg (<i>Bronstein Zilberberg Chueiri & Potenza Advogados</i>)	437.38	17	*	*	40.86	396.52
6	Fabiana Fagundes (<i>FM/Derraik Advogados</i>)	321.33	24	22	-49.97	201.88	119.45
7	Alexandre Simões Pinto (<i>Souza, Mello e Torres</i>)	315.00	2	4	-96.52	315.00	-
8	Rodrigo Menezes (<i>FM/Derraik Advogados</i>)	311.95	25	22	-51.43	192.50	119.45
9	Ana Paula Miguel (<i>Lobo de Rizzo Advogados</i>)	285.53	2	48	33.57	285.53	-
10	Rodrigo Millar de Castro Guerra (<i>Lobo de Rizzo Advogados</i>)	267.78	3	48	25.26	267.78	-

This ranking was generated with transactions announced in 2022 Year-to-Date. The Rankings do not include joint ventures. At least one party in the transaction must be from the country analyzed.

Asset Acquisitions transactions are included where the Target is classified as a Business Unit.

In case of a draw, the adopted criteria will be the following: for a draw of the number of transactions, the total deal value prevails; for a draw of the deal value, the number of transactions prevails. When a draw of both deal number and deal value occurs, the original position will be maintained and the deals will be arranged alphabetically.

In transactions where the same advisor represents both Buy-side and Sell-side, the deal is credited only once as Buy-side. Sell-side includes advisory mandates for targets and sellers.

* Not registered in 2021

All transactions and financial data are available at www.TTRrecord.com.

INDEX

OVERVIEW

PRIVATE
EQUITYVENTURE
CAPITALASSET
ACQUISITIONEQUITY CAPITAL
MARKETSLARGEST
TRANSACTIONSDEAL OF
THE QUARTER

TTR RADAR

RANKINGS

i

RANKING YEAR TO DATE

M&A, PRIVATE EQUITY, VENTURE CAPITAL AND ASSET ACQUISITIONS

Dealmakers - Legal Advisors

TTR's Dealmaker Rankings are comprised exclusively of partner-level advisors active in each given market.

By nº of transactions

Ranking 2022	Dealmakers - Legal Advisor	Number of transactions	Total value (USDm)	Ranking 2021	Variation nº Of transactions	Buy-Side	Sell-Side
1	Rodrigo Menezes (FM/Derraik Advogados)	25	311.95	1	8	17	8
2	Fabiana Fagundes (FM/Derraik Advogados)	24	321.33	1	7	16	8
3	Eduardo Zilberberg (Bronstein Zilberberg Chueiri & Potenza Advogados)	17	437.38	*	*	4	13
4	Pedro Ferreira (FM/Derraik Advogados)	17	209.06	1	0	13	4
5	Guilherme Peres Potenza (Bronstein Zilberberg Chueiri & Potenza Advogados)	16	227.49	*	*	6	10
6	Juliane Piniano (FM/Derraik Advogados)	9	123.38	1	-8	5	4
7	João Busin (TozziniFreire Advogados)	7	91.47	*	*	5	2
8	Cristina de Freitas Bueno (Cescon, Barriue Flesch & Barreto Advogados)	6	57.35	30	3	4	2
9	Pedro Chueiri (Bronstein Zilberberg Chueiri & Potenza Advogados)	5	236.75	*	*	1	4
10	Priscila Gurgel Menezes (Bronstein Zilberberg Chueiri & Potenza Advogados)	5	153.00	*	*	4	1

This ranking was generated with transactions announced in 2022 Year-to-Date. The Rankings do not include joint ventures. At least one party in the transaction must be from the country analyzed.

Asset Acquisitions transactions are included where the Target is classified as a Business Unit.

In case of a draw, the adopted criteria will be the following: for a draw of the number of transactions, the total deal value prevails; for a draw of the deal value, the number of transactions prevails. When a draw of both deal number and deal value occurs, the original position will be maintained and the deals will be arranged alphabetically.

In transactions where the same advisor represents both Buy-side and Sell-side, the deal is credited only once as Buy-side. Sell-side includes advisory mandates for targets and sellers.

* Not registered in 2021

All transactions and financial data are available at www.TTRecord.com.

INDEX

OVERVIEW

PRIVATE EQUITY

VENTURE CAPITAL

ASSET ACQUISITION

EQUITY CAPITAL MARKETS

LARGEST TRANSACTIONS

DEAL OF THE QUARTER

TTR RADAR

RANKINGS

i

RANKING YEAR TO DATE

M&A, PRIVATE EQUITY, VENTURE CAPITAL AND ASSET ACQUISITIONS

Financial Advisors

By total value of transactions

Ranking 2022	Financial Advisor	Total value (USDm)	Number of transactions	Ranking 2021	Variation Total value (%)	Buy-Side (USDm)	Sell-Side (USDm)
1	Citigroup	1,901.00	2	*	*	1,901.00	-
2	Bank of America	736.00	1	*	*	-	736.00
3	Landmark Alantra	60.00	1	*	*	-	60.00
4	Banco BTG Pactual	25.70	1	1	-99.07	-	25.70
5	Norgestión	18.40	1	*	*	-	18.40

By n° of transactions

Ranking 2022	Financial Advisor	Number of transactions	Total value (USDm)	Ranking 2021	Variation n° Of transactions	Buy-Side	Sell-Side
1	Citigroup	2	1,901.00	*	*	2	-
2	Bank of America	1	736.00	*	*	-	1
3	Landmark Alantra	1	60.00	*	*	-	1
4	Banco BTG Pactual	1	25.70	1	-1	-	1
5	Norgestión	1	18.40	*	*	-	1
6	Credit Suisse Group	1	-	*	*	-	1
6	LXG Capital	1	-	*	*	-	1
6	ONEtoONE Corporate Finance	1	-	*	*	1	-

This ranking was generated with transactions announced in 2022 Year-to-Date. The Rankings do not include joint ventures. At least one party in the transaction must be from the country analyzed.

Asset Acquisitions transactions are included where the Target is classified as a Business Unit.

In case of a draw, the adopted criteria will be the following: for a draw of the number of transactions, the total deal value prevails; for a draw of the deal value, the number of transactions prevails. When a draw of both deal number and deal value occurs, the original position will be maintained and the deals will be arranged alphabetically.

In transactions where the same advisor represents both Buy-side and Sell-side, the deal is credited only once as Buy-side. Sell-side includes advisory mandates for targets and sellers.

* Not registered in 2021

All transactions and financial data are available at www.TTRecord.com.

INDEX

OVERVIEW

PRIVATE EQUITY

VENTURE CAPITAL

ASSET ACQUISITION

EQUITY CAPITAL MARKETS

LARGEST TRANSACTIONS

DEAL OF THE QUARTER

TTR RADAR

RANKINGS

i

RANKING YEAR TO DATE

M&A, PRIVATE EQUITY, VENTURE CAPITAL AND ASSET ACQUISITIONS

Legal Advisors

By total value of transactions

Ranking 2022	Legal Advisor	Total value (USDm)	Number of transactions	Ranking 2021	Variation Total value (%)	Buy-Side (USDm)	Sell-Side (USDm)
1	Carey	1,901.00	5	3	35.50	736.00	1,165.00
2	Guerrero Olivos	1,168.35	2	6	94.73	1,168.35	-
3	Barros & Errázuriz	1,166.60	2	1	-28.35	1,166.60	-
4	Baker McKenzie Chile	1,165.00	1	*	*	-	1,165.00
5	Claro y Cía. Abogados	736.00	2	7	355.73	-	736.00
6	Baraona Marshall	414.14	1	*	*	414.14	-
7	DLA Piper Chile	10.70	3	4	-99.03	-	10.70
8	NLD Abogados	10.00	2	*	*	-	10.00
8	Prieto y Cía Abogados	10.00	2	9	-90.00	10.00	-
9	Blakes	3.35	1	*	*	-	3.35
9	Bofill Mir & Álvarez Jana Abogados BMAJ	3.35	1	*	*	-	3.35
10	VEI (Villarino e Ilharreborde)	1.60	1	*	*	-	1.60

This ranking was generated with transactions announced in 2022 Year-to-Date. The Rankings do not include joint ventures. At least one party in the transaction must be from the country analyzed.

Asset Acquisitions transactions are included where the Target is classified as a Business Unit.

In case of a draw, the adopted criteria will be the following: for a draw of the number of transactions, the total deal value prevails; for a draw of the deal value, the number of transactions prevails. When a draw of both deal number and deal value occurs, the original position will be maintained and the deals will be arranged alphabetically.

In transactions where the same advisor represents both Buy-side and Sell-side, the deal is credited only once as Buy-side. Sell-side includes advisory mandates for targets and sellers.

* Not registered in 2021

All transactions and financial data are available at www.TTRecord.com.

INDEX

OVERVIEW

PRIVATE EQUITY

VENTURE CAPITAL

ASSET ACQUISITION

EQUITY CAPITAL MARKETS

LARGEST TRANSACTIONS

DEAL OF THE QUARTER

TTR RADAR

RANKINGS

INDEX

RANKING YEAR TO DATE

M&A, PRIVATE EQUITY, VENTURE CAPITAL AND ASSET ACQUISITIONS

Legal Advisors

By nº of transactions

Ranking 2022	Legal Advisor	Number of transactions	Total value (USDm)	Ranking 2021	Variation nº Of transactions	Buy-Side	Sell-Side
1	Carey	5	1,901.00	2	1	3	2
2	DLA Piper Chile	3	10.70	3	-1	1	2
3	Guerrero Olivos	2	1,168.35	8	0	2	-
4	Barros & Errázuriz	2	1,166.60	6	-1	2	-
5	Claro y Cía. Abogados	2	736.00	1	-3	1	1
6	NLD Abogados	2	10.00	*	*	1	1
6	Prieto y Cía Abogados	2	10.00	12	1	1	1
7	Baker McKenzie Chile	1	1,165.00	*	*	-	1
8	Baraona Marshall	1	414.14	*	*	1	-
9	Blakes	1	3.35	*	*	-	1
9	Bofill Mir & Álvarez Jana Abogados BMAJ	1	3.35	*	*	-	1
10	VEI (Villarino e Ilharreborde)	1	1.60	*	*	-	1

This ranking was generated with transactions announced in 2022 Year-to-Date. The Rankings do not include joint ventures. At least one party in the transaction must be from the country analyzed.

Asset Acquisitions transactions are included where the Target is classified as a Business Unit.

In case of a draw, the adopted criteria will be the following: for a draw of the number of transactions, the total deal value prevails; for a draw of the deal value, the number of transactions prevails. When a draw of both deal number and deal value occurs, the original position will be maintained and the deals will be arranged alphabetically.

In transactions where the same advisor represents both Buy-side and Sell-side, the deal is credited only once as Buy-side. Sell-side includes advisory mandates for targets and sellers.

* Not registered in 2021

All transactions and financial data are available at www.TTRecord.com.



INDEX



OVERVIEW



PRIVATE
EQUITY



VENTURE
CAPITAL



ASSET
ACQUISITION



EQUITY CAPITAL
MARKETS



LARGEST
TRANSACTIONS



DEAL OF
THE QUARTER



TTR RADAR



RANKINGS



RANKING YEAR TO DATE

M&A, PRIVATE EQUITY, VENTURE CAPITAL AND ASSET ACQUISITIONS

Dealmakers - Financial Advisor

By total value of transactions

Ranking 2022	Dealmakers - Financial Advisor	Total value (USDm)	Number of transactions	Ranking 2021	Variation Total value (%)	Buy-Side (USDm)	Sell-Side (USDm)
1	Fernando Fernández de Santaella (<i>Norgestión</i>)	18.40	1	*	*	-	18.40

By nº of transactions

Ranking 2022	Dealmakers - Financial Advisor	Number of transactions	Total value (USDm)	Ranking 2021	Variation nº Of transactions	Buy-Side	Sell-Side
1	Fernando Fernández de Santaella (<i>Norgestión</i>)	1	18.40	*	*	-	1
2	Alfonso Bryce (<i>LXG Capital</i>)	1	-	*	*	-	1
2	Javier Zavala (<i>LXG Capital</i>)	1	-	*	*	-	1
2	Alfonso Hernández Galindo (<i>ONEtoONE Corporate Finance</i>)	1	-	*	*	1	-
2	Dominique Gazel-Anthoine (<i>ONEtoONE Corporate Finance</i>)	1	-	*	*	1	-
2	Federico Forchielli (<i>ONEtoONE Corporate Finance</i>)	1	-	*	*	1	-

This ranking was generated with transactions announced in 2022 Year-to-Date. The Rankings do not include joint ventures. At least one party in the transaction must be from the country analyzed.

Asset Acquisitions transactions are included where the Target is classified as a Business Unit.

In case of a draw, the adopted criteria will be the following: for a draw of the number of transactions, the total deal value prevails; for a draw of the deal value, the number of transactions prevails. When a draw of both deal number and deal value occurs, the original position will be maintained and the deals will be arranged alphabetically.

In transactions where the same advisor represents both Buy-side and Sell-side, the deal is credited only once as Buy-side. Sell-side includes advisory mandates for targets and sellers.

* Not registered in 2021

All transactions and financial data are available at www.TTRecord.com.

INDEX

OVERVIEW

PRIVATE EQUITY

VENTURE CAPITAL

ASSET ACQUISITION

EQUITY CAPITAL MARKETS

LARGEST TRANSACTIONS

DEAL OF THE QUARTER

TTR RADAR

RANKINGS

INDEX

RANKING YEAR TO DATE 

M&A, PRIVATE EQUITY, VENTURE CAPITAL AND ASSET ACQUISITIONS

Dealmakers - Legal Advisors

TTR's Dealmaker Rankings are comprised exclusively of partner-level advisors active in each given market.

By total value of transactions

Ranking 2022	Dealmakers - Legal Advisor	Total value (USDm)	Number of transactions	Ranking 2021	Variation Total value (%)	Buy-Side (USDm)	Sell-Side (USDm)
1	Antonio V. Ortúzar, Jr. (<i>Baker McKenzie Chile</i>)	1,165.00	1	*	*	-	1,165.00
1	Alejandro Chechilnitzky (<i>Guerrero Olivos</i>)	1,165.00	1	18	*	1,165.00	-
1	Pedro Pellegrini (<i>Guerrero Olivos</i>)	1,165.00	1	18	*	1,165.00	-
1	Sebastián Abogabir (<i>Guerrero Olivos</i>)	1,165.00	1	18	*	1,165.00	-
2	Alejandra Daroch (<i>Carey</i>)	736.00	1	2	-43.17	736.00	-
2	Eduardo Martín (<i>Carey</i>)	736.00	1	2	-43.17	736.00	-
2	Francisco Ugarte (<i>Carey</i>)	736.00	1	2	-43.17	736.00	-
2	Felipe Larraín (<i>Claro y Cía. Abogados</i>)	736.00	1	7	581.48	-	736.00
3	Juan Pablo Baraona (<i>Baraona Marshall</i>)	414.14	1	*	*	414.14	-
3	Raúl Marshall (<i>Baraona Marshall</i>)	414.14	1	*	*	414.14	-
4	Paulo Larraín (<i>NLD Abogados</i>)	10.00	2	*	*	-	10.00
5	Jorge Timmermann (<i>DLA Piper Chile</i>)	7.00	1	4	-99.36	-	7.00
5	Matías Zegers (<i>DLA Piper Chile</i>)	7.00	1	4	-99.36	-	7.00
6	Marco Zavala (<i>Guerrero Olivos</i>)	3.35	1	18	*	3.35	-
7	Sergio Eguiguren (<i>Barros & Errázuriz</i>)	1.60	1	1	-99.89	1.60	-

This ranking was generated with transactions announced in 2022 Year-to-Date. The Rankings do not include joint ventures. At least one party in the transaction must be from the country analyzed.

Asset Acquisitions transactions are included where the Target is classified as a Business Unit.

In case of a draw, the adopted criteria will be the following: for a draw of the number of transactions, the total deal value prevails; for a draw of the deal value, the number of transactions prevails. When a draw of both deal number and deal value occurs, the original position will be maintained and the deals will be arranged alphabetically.

In transactions where the same advisor represents both Buy-side and Sell-side, the deal is credited only once as Buy-side. Sell-side includes advisory mandates for targets and sellers.

* Not registered in 2021

All transactions and financial data are available at www.TTRecord.com.

INDEX

OVERVIEW

PRIVATE EQUITY

VENTURE CAPITAL

ASSET ACQUISITION

EQUITY CAPITAL MARKETS

LARGEST TRANSACTIONS

DEAL OF THE QUARTER

TTR RADAR

RANKINGS

i

RANKING YEAR TO DATE 

M&A, PRIVATE EQUITY, VENTURE CAPITAL AND ASSET ACQUISITIONS

Dealmakers - Legal Advisors

TTR's Dealmaker Rankings are comprised exclusively of partner-level advisors active in each given market.

By nº of transactions

Ranking 2022	Dealmakers - Legal Advisor	Number of transactions	Total value (USDm)	Ranking 2021	Variation nº Of transactions	Buy-Side	Sell-Side
1	Paulo Larraín (NLD Abogados)	2	10.00	*	*	1	1
2	Pablo Iacobelli (Carey)	2	-	5	0	2	-
3	Antonio V. Ortúzar, Jr. (Baker McKenzie Chile)	1	1,165.00	*	*	-	1
3	Alejandro Chechilnitzky (Guerrero Olivos)	1	1,165.00	18	0	1	-
3	Pedro Pellegrini (Guerrero Olivos)	1	1,165.00	18	0	1	-
3	Sebastián Abogabir (Guerrero Olivos)	1	1,165.00	18	0	1	-
4	Alejandra Daroch (Carey)	1	736.00	5	-1	1	-
4	Eduardo Martín (Carey)	1	736.00	5	-1	1	-
4	Francisco Ugarte (Carey)	1	736.00	5	-1	1	-
4	Felipe Larraín (Claro y Cía. Abogados)	1	736.00	7	-1	-	1
5	Juan Pablo Baraona (Baraona Marshall)	1	414.14	*	*	1	-
5	Raúl Marshall (Baraona Marshall)	1	414.14	*	*	1	-
6	Jorge Timmermann (DLA Piper Chile)	1	7.00	2	-2	-	1
6	Matías Zegers (DLA Piper Chile)	1	7.00	2	-2	-	1
7	Marco Zavala (Guerrero Olivos)	1	3.35	18	0	1	-
8	Sergio Eguiguren (Barros & Errázuriz)	1	1.60	4	-1	1	-
9	Jorge Vigil (Barros Silva Varela & Vigil Abogados)	1	-	*	*	-	1
9	Alberto Cardemil (Carey)	1	-	5	-1	1	-
9	Claudio Lizana (Carey)	1	-	5	-1	-	1
9	Cristián Figueroa (Carey)	1	-	5	-1	1	-
9	Fernando Noriega (Carey)	1	-	5	-1	-	1
9	Juan Francisco Mackenna (Carey)	1	-	5	-1	1	-
9	Juan Pablo Stitchkin (Carey)	1	-	5	-1	1	-
9	Ariel Mihovilovic (Claro y Cía. Abogados)	1	-	7	-1	1	-
9	Tomás Kubick (Cuatrecasas Chile)	1	-	1	-2	1	-
9	Martín Vilajuana (Marinovic & Alcalde)	1	-	*	*	-	1
9	José Pablo Dulanto (NLD Abogados)	1	-	*	*	1	-
9	Manola Quiroz (NLD Abogados)	1	-	*	*	1	-
9	María de los Ángeles Correa (NLD Abogados)	1	-	*	*	1	-
9	Alberto Pulido Astoreca (Philippi, Prietocarrizosa Ferrero DU & Uría Chile)	1	-	15	0	-	1



INDEX



OVERVIEW



PRIVATE EQUITY



VENTURE CAPITAL



ASSET ACQUISITION



EQUITY CAPITAL MARKETS



LARGEST TRANSACTIONS



DEAL OF THE QUARTER



TTR RADAR



RANKINGS



RANKING YEAR TO DATE

M&A, PRIVATE EQUITY, VENTURE CAPITAL AND ASSET ACQUISITIONS

Financial Advisors

By n° of transactions

Ranking 2022	Financial Advisor	Number of transactions	Total value (USDm)	Ranking 2021	Variation n° Of transactions	Buy-Side	Sell-Side
1	Banco BTG Pactual	2	-	2	1	2	-
1	Estrategia en Acción	2	-	5	1	-	2
2	Arcano Partners	1	-	*	*	-	1
2	LXG Capital	1	-	*	*	-	1

This ranking was generated with transactions announced in 2022 Year-to-Date. The Rankings do not include joint ventures. At least one party in the transaction must be from the country analyzed.

Asset Acquisitions transactions are included where the Target is classified as a Business Unit.

In case of a draw, the adopted criteria will be the following: for a draw of the number of transactions, the total deal value prevails; for a draw of the deal value, the number of transactions prevails. When a draw of both deal number and deal value occurs, the original position will be maintained and the deals will be arranged alphabetically.

In transactions where the same advisor represents both Buy-side and Sell-side, the deal is credited only once as Buy-side. Sell-side includes advisory mandates for targets and sellers.

* Not registered in 2021

All transactions and financial data are available at www.TTRecord.com.

INDEX



OVERVIEW



PRIVATE
EQUITY



VENTURE
CAPITAL



ASSET
ACQUISITION



EQUITY CAPITAL
MARKETS



LARGEST
TRANSACTIONS



DEAL OF
THE QUARTER



TTR RADAR



RANKINGS



RANKING YEAR TO DATE

M&A, PRIVATE EQUITY, VENTURE CAPITAL AND ASSET ACQUISITIONS

Legal Advisors

By total value of transactions

Ranking 2022	Legal Advisor	Total value (USDm)	Number of transactions	Ranking 2021	Variation Total value (%)	Buy-Side (USDm)	Sell-Side (USDm)
1	Philippi, Prietocarrizosa Ferrero DU & Uría	588.00	3	2	-49.84	-	588.00
2	Brigard Urrutia	452.14	2	5	7,974.27	452.14	-
3	Posse Herrera Ruiz	414.14	2	1	-69.02	-	414.14
4	Cuatrecasas Colombia	48.00	2	7	*	-	48.00
5	RAD	30.50	2	*	*	-	30.50

By nº of transactions

Ranking 2022	Legal Advisor	Number of transactions	Total value (USDm)	Ranking 2021	Variation nº Of transactions	Buy-Side	Sell-Side
1	Philippi, Prietocarrizosa Ferrero DU & Uría	3	588.00	2	-3	-	3
2	Brigard Urrutia	2	452.14	3	-4	2	-
3	Posse Herrera Ruiz	2	414.14	1	-7	1	1
4	Cuatrecasas Colombia	2	48.00	5	0	1	1
5	RAD	2	30.50	*	*	-	2
6	DLA Piper Martinez Beltrán	2	-	4	-3	2	-
6	Gómez-Pinzón	2	-	8	1	-	2
7	Brick Abogados	1	-	6	0	1	-
7	Dentons Cárdenas & Cárdenas	1	-	8	0	1	-
7	Garrigues Colombia	1	-	*	*	1	-
7	Muñoz Tamayo & Asociados	1	-	*	*	1	-

This ranking was generated with transactions announced in 2022 Year-to-Date. The Rankings do not include joint ventures. At least one party in the transaction must be from the country analyzed.

Asset Acquisitions transactions are included where the Target is classified as a Business Unit.

In case of a draw, the adopted criteria will be the following: for a draw of the number of transactions, the total deal value prevails; for a draw of the deal value, the number of transactions prevails. When a draw of both deal number and deal value occurs, the original position will be maintained and the deals will be arranged alphabetically.

In transactions where the same advisor represents both Buy-side and Sell-side, the deal is credited only once as Buy-side. Sell-side includes advisory mandates for targets and sellers.

* Not registered in 2021

All transactions and financial data are available at www.TTRecord.com.

INDEX

OVERVIEW

PRIVATE EQUITY

VENTURE CAPITAL

ASSET ACQUISITION

EQUITY CAPITAL MARKETS

LARGEST TRANSACTIONS

DEAL OF THE QUARTER

TTR RADAR

RANKINGS

?

RANKING YEAR TO DATE

M&A, PRIVATE EQUITY, VENTURE CAPITAL AND ASSET ACQUISITIONS

Dealmakers - Financial Advisor

By nº of transactions

Ranking 2022	Dealmakers - Financial Advisor	Number of transactions	Total value (USDm)	Ranking 2021	Variation nº Of transactions	Buy-Side	Sell-Side
1	Álvaro Mateu (<i>Arcano Partners</i>)	1	-	*	*	-	1
1	Borja Oria (<i>Arcano Partners</i>)	1	-	*	*	-	1
1	Ignacio Marqués del Pecho (<i>Arcano Partners</i>)	1	-	*	*	-	1
1	Alfonso Bryce (<i>LXG Capital</i>)	1	-	*	*	-	1
1	Javier Zavala (<i>LXG Capital</i>)	1	-	*	*	-	1

This ranking was generated with transactions announced in 2022 Year-to-Date. The Rankings do not include joint ventures. At least one party in the transaction must be from the country analyzed.

Asset Acquisitions transactions are included where the Target is classified as a Business Unit.

In case of a draw, the adopted criteria will be the following: for a draw of the number of transactions, the total deal value prevails; for a draw of the deal value, the number of transactions prevails. When a draw of both deal number and deal value occurs, the original position will be maintained and the deals will be arranged alphabetically.

In transactions where the same advisor represents both Buy-side and Sell-side, the deal is credited only once as Buy-side. Sell-side includes advisory mandates for targets and sellers.

* Not registered in 2021

All transactions and financial data are available at www.TTRRecord.com.

INDEX



OVERVIEW



PRIVATE
EQUITY



VENTURE
CAPITAL



ASSET
ACQUISITION



EQUITY CAPITAL
MARKETS



LARGEST
TRANSACTIONS



DEAL OF
THE QUARTER



TTR RADAR



RANKINGS



RANKING YEAR TO DATE

M&A, PRIVATE EQUITY, VENTURE CAPITAL AND ASSET ACQUISITIONS

Dealmakers - Legal Advisors

TTR's Dealmaker Rankings are comprised exclusively of partner-level advisors active in each given market.

By total value of transactions

Ranking 2022	Dealmakers - Legal Advisor	Total value (USDm)	Number of transactions	Ranking 2021	Variation Total value (%)	Buy-Side (USDm)	Sell-Side (USDm)
1	Nicolás Tirado Tirado (<i>Philippi, Prietocarrizosa Ferrero DU & Uría</i>)	588.00	2	2	-47.73	-	588.00
2	Jorge Di Terlizzi Breton (<i>Philippi, Prietocarrizosa Ferrero DU & Uría</i>)	588.00	1	2	-47.73	-	588.00
3	Carlos Urrutia Valenzuela (<i>Brigard Urrutia</i>)	414.14	1	7	11,732.46	414.14	-
3	Gabriel Sánchez (<i>Posse Herrera Ruiz</i>)	414.14	1	1	-63.19	-	414.14
3	Juan David Velasco (<i>Posse Herrera Ruiz</i>)	414.14	1	1	-63.19	-	414.14
4	Juan Felipe Vera (<i>Cuatrecasas Colombia</i>)	48.00	2	11	*	-	48.00
5	Darío Laguado Giraldo (<i>Brigard Urrutia</i>)	38.00	1	7	985.71	38.00	-
6	Jeison Larrota Acevedo (<i>RAD</i>)	30.50	2	*	*	-	30.50
7	Cristhian Fresen Moreno (<i>RAD</i>)	5.50	1	*	*	-	5.50

This ranking was generated with transactions announced in 2022 Year-to-Date. The Rankings do not include joint ventures. At least one party in the transaction must be from the country analyzed.

Asset Acquisitions transactions are included where the Target is classified as a Business Unit.

In case of a draw, the adopted criteria will be the following: for a draw of the number of transactions, the total deal value prevails; for a draw of the deal value, the number of transactions prevails. When a draw of both deal number and deal value occurs, the original position will be maintained and the deals will be arranged alphabetically.

In transactions where the same advisor represents both Buy-side and Sell-side, the deal is credited only once as Buy-side. Sell-side includes advisory mandates for targets and sellers.

* Not registered in 2021

All transactions and financial data are available at www.TTRecord.com.

INDEX



OVERVIEW



PRIVATE EQUITY



VENTURE CAPITAL



ASSET ACQUISITION



EQUITY CAPITAL MARKETS



LARGEST TRANSACTIONS



DEAL OF THE QUARTER



TTR RADAR



RANKINGS



RANKING YEAR TO DATE

M&A, PRIVATE EQUITY, VENTURE CAPITAL AND ASSET ACQUISITIONS

Dealmakers - Legal Advisors

TTR's Dealmaker Rankings are comprised exclusively of partner-level advisors active in each given market.

By nº of transactions

Ranking 2022	Dealmakers - Legal Advisor	Number of transactions	Total value (USDm)	Ranking 2021	Variation nº Of transactions	Buy-Side	Sell-Side
1	Nicolás Tirado Tirado (<i>Philippi, Prietocarrizosa Ferrero DU & Uría</i>)	2	588.00	4	-1	-	2
2	Juan Felipe Vera (<i>Cuatrecasas Colombia</i>)	2	48.00	11	1	1	1
3	Jeison Larrota Acevedo (<i>RAD</i>)	2	30.50	*	*	-	2
4	Jorge Di Terlizzi Breton (<i>Philippi, Prietocarrizosa Ferrero DU & Uría</i>)	1	588.00	4	-2	-	1
5	Carlos Urrutia Valenzuela (<i>Brigard Urrutia</i>)	1	414.14	5	-2	1	-
5	Gabriel Sánchez (<i>Posse Herrera Ruiz</i>)	1	414.14	1	-4	-	1
5	Juan David Velasco (<i>Posse Herrera Ruiz</i>)	1	414.14	1	-4	-	1
6	Darío Laguado Giraldo (<i>Brigard Urrutia</i>)	1	38.00	5	-2	1	-
7	Cristhian Fresen Moreno (<i>RAD</i>)	1	5.50	*	*	-	1
8	Juan Diego Rodríguez (<i>Brick Abogados</i>)	1	-	8	0	1	-
8	Jorge Neher (<i>Dentons Cárdenas & Cárdenas</i>)	1	-	*	*	1	-
8	Andrés Ordóñez Rizo (<i>Garrigues Colombia</i>)	1	-	*	*	1	-
8	Claudia Barrero Lozano (<i>Philippi, Prietocarrizosa Ferrero DU & Uría</i>)	1	-	4	-2	-	1
8	Jaime Herrera (<i>Posse Herrera Ruiz</i>)	1	-	1	-4	1	-

This ranking was generated with transactions announced in 2022 Year-to-Date. The Rankings do not include joint ventures. At least one party in the transaction must be from the country analyzed.

Asset Acquisitions transactions are included where the Target is classified as a Business Unit.

In case of a draw, the adopted criteria will be the following: for a draw of the number of transactions, the total deal value prevails; for a draw of the deal value, the number of transactions prevails. When a draw of both deal number and deal value occurs, the original position will be maintained and the deals will be arranged alphabetically.

In transactions where the same advisor represents both Buy-side and Sell-side, the deal is credited only once as Buy-side. Sell-side includes advisory mandates for targets and sellers.

* Not registered in 2021

All transactions and financial data are available at www.TTRecord.com.

INDEX

OVERVIEW

PRIVATE EQUITY

VENTURE CAPITAL

ASSET ACQUISITION

EQUITY CAPITAL MARKETS

LARGEST TRANSACTIONS

DEAL OF THE QUARTER

TTR RADAR

RANKINGS

i

RANKING YEAR TO DATE

M&A, PRIVATE EQUITY, VENTURE CAPITAL AND ASSET ACQUISITIONS

Financial Advisors

By total value of transactions

Ranking 2022	Financial Advisor	Total value (USDm)	Number of transactions	Ranking 2021	Variation Total value (%)	Buy-Side (USDm)	Sell-Side (USDm)
1	Banco Santander	225.00	1	*	*	-	225.00

By n° of transactions

Ranking 2022	Financial Advisor	Number of transactions	Total value (USDm)	Ranking 2021	Variation n° Of transactions	Buy-Side	Sell-Side
1	Banco Santander	1	225.00	*	*	-	1
2	ONEtoONE Corporate Finance	1	-	*	*	1	-

This ranking was generated with transactions announced in 2022 Year-to-Date. The Rankings do not include joint ventures. At least one party in the transaction must be from the country analyzed.

Asset Acquisitions transactions are included where the Target is classified as a Business Unit.

In case of a draw, the adopted criteria will be the following: for a draw of the number of transactions, the total deal value prevails; for a draw of the deal value, the number of transactions prevails. When a draw of both deal number and deal value occurs, the original position will be maintained and the deals will be arranged alphabetically.

In transactions where the same advisor represents both Buy-side and Sell-side, the deal is credited only once as Buy-side. Sell-side includes advisory mandates for targets and sellers.

* Not registered in 2021

All transactions and financial data are available at www.TTRecord.com.

INDEX

OVERVIEW

PRIVATE EQUITY

VENTURE CAPITAL

ASSET ACQUISITION

EQUITY CAPITAL MARKETS

LARGEST TRANSACTIONS

DEAL OF THE QUARTER

TTR RADAR

RANKINGS

RANKING YEAR TO DATE

M&A, PRIVATE EQUITY, VENTURE CAPITAL AND ASSET ACQUISITIONS

Legal Advisors

By total value of transactions

Ranking 2022	Legal Advisor	Total value (USDm)	Number of transactions	Ranking 2021	Variation Total value (%)	Buy-Side (USDm)	Sell-Side (USDm)
1	DLA Piper Gallástegui y Lozano Mexico	225.00	2	*	*	-	225.00
2	Greenberg Traurig México	225.00	1	8	3,649.98	225.00	-
3	Ritch Mueller	76.00	2	2	-80.14	-	76.00
4	Robles Miaja Abogados	76.00	1	*	*	76.00	-

By nº of transactions

Ranking 2022	Legal Advisor	Number of transactions	Total value (USDm)	Ranking 2021	Variation nº Of transactions	Buy-Side	Sell-Side
1	Creel, García-Cuéllar, Aiza y Enríquez	3	-	1	-4	2	1
1	Galicia Abogados	3	-	5	2	2	1
2	DLA Piper Gallástegui y Lozano Mexico	2	225.00	*	*	-	2
3	Ritch Mueller	2	76.00	4	1	1	1
4	Greenberg Traurig México	1	225.00	8	0	1	-
5	Robles Miaja Abogados	1	76.00	*	*	1	-
6	Basham Ringe y Correa	1	-	2	-1	1	-
6	BRAB	1	-	*	*	-	1
6	CDA	1	-	*	*	1	-
6	GMT GarcíaMingo & Tejedo	1	-	*	*	-	1
6	Pérez Correa González	1	-	*	*	1	-
6	White & Case México	1	-	*	*	1	-

This ranking was generated with transactions announced in 2022 Year-to-Date. The Rankings do not include joint ventures. At least one party in the transaction must be from the country analyzed.

Asset Acquisitions transactions are included where the Target is classified as a Business Unit.

In case of a draw, the adopted criteria will be the following: for a draw of the number of transactions, the total deal value prevails; for a draw of the deal value, the number of transactions prevails. When a draw of both deal number and deal value occurs, the original position will be maintained and the deals will be arranged alphabetically.

In transactions where the same advisor represents both Buy-side and Sell-side, the deal is credited only once as Buy-side. Sell-side includes advisory mandates for targets and sellers.

* Not registered in 2021

All transactions and financial data are available at www.TTRrecord.com.

INDEX

OVERVIEW

PRIVATE EQUITY

VENTURE CAPITAL

ASSET ACQUISITION

EQUITY CAPITAL MARKETS

LARGEST TRANSACTIONS

DEAL OF THE QUARTER

TTR RADAR

RANKINGS

i

RANKING YEAR TO DATE

M&A, PRIVATE EQUITY, VENTURE CAPITAL AND ASSET ACQUISITIONS

By n° of transactions

Ranking 2022	Dealmakers - Financial Advisor	Number of transactions	Total value (USDm)	Ranking 2021	Variation n° Of transactions	Buy-Side	Sell-Side
1	Alfonso Hernández Galindo (ONEtoONE Corporate Finance)	1	-	*	*	1	-
1	Dominique Gazel-Anthoine (ONEtoONE Corporate Finance)	1	-	*	*	1	-
1	Federico Forchielli (ONEtoONE Corporate Finance)	1	-	*	*	1	-

This ranking was generated with transactions announced in 2022 Year-to-Date. The Rankings do not include joint ventures. At least one party in the transaction must be from the country analyzed.

Asset Acquisitions transactions are included where the Target is classified as a Business Unit.

In case of a draw, the adopted criteria will be the following: for a draw of the number of transactions, the total deal value prevails; for a draw of the deal value, the number of transactions prevails. When a draw of both deal number and deal value occurs, the original position will be maintained and the deals will be arranged alphabetically.

In transactions where the same advisor represents both Buy-side and Sell-side, the deal is credited only once as Buy-side. Sell-side includes advisory mandates for targets and sellers.

* Not registered in 2021

All transactions and financial data are available at www.TTRecord.com.



INDEX



OVERVIEW



PRIVATE
EQUITY



VENTURE
CAPITAL



ASSET
ACQUISITION



EQUITY CAPITAL
MARKETS



LARGEST
TRANSACTIONS



DEAL OF
THE QUARTER



TTR RADAR



RANKINGS



RANKING YEAR TO DATE

M&A, PRIVATE EQUITY, VENTURE CAPITAL AND ASSET ACQUISITIONS

Dealmakers - Legal Advisors

TTR's Dealmaker Rankings are comprised exclusively of partner-level advisors active in each given market.

By total value of transactions

Ranking 2022	Dealmakers - Legal Advisor	Total value (USDm)	Number of transactions	Ranking 2021	Variation Total value (%)	Buy-Side (USDm)	Sell-Side (USDm)
1	Diego Martínez Rueda-Chapital (<i>DLA Piper Gallástegui y Lozano Mexico</i>)	225.00	1	*	*	-	225.00
1	María Ríos (<i>DLA Piper Gallástegui y Lozano Mexico</i>)	225.00	1	*	*	-	225.00
1	Arturo Pérez-Estrada (<i>Greenberg Traurig México</i>)	225.00	1	*	*	225.00	-
1	Erick Hernández Gallego (<i>Greenberg Traurig México</i>)	225.00	1	*	*	225.00	-
1	José Raz Guzmán (<i>Greenberg Traurig México</i>)	225.00	1	*	*	225.00	-
2	Luis A. Nicolau (<i>Ritch Mueller</i>)	76.00	1	*	*	-	76.00
2	Gerardo Pérez Chow (<i>Robles Miaja Abogados</i>)	76.00	1	*	*	76.00	-
2	Rafael Robles Miaja (<i>Robles Miaja Abogados</i>)	76.00	1	*	*	76.00	-

This ranking was generated with transactions announced in 2022 Year-to-Date. The Rankings do not include joint ventures. At least one party in the transaction must be from the country analyzed.

Asset Acquisitions transactions are included where the Target is classified as a Business Unit.

In case of a draw, the adopted criteria will be the following: for a draw of the number of transactions, the total deal value prevails; for a draw of the deal value, the number of transactions prevails. When a draw of both deal number and deal value occurs, the original position will be maintained and the deals will be arranged alphabetically.

In transactions where the same advisor represents both Buy-side and Sell-side, the deal is credited only once as Buy-side. Sell-side includes advisory mandates for targets and sellers.

* Not registered in 2021

All transactions and financial data are available at www.TTRecord.com.

INDEX

OVERVIEW

PRIVATE
EQUITY

VENTURE
CAPITAL

ASSET
ACQUISITION

EQUITY CAPITAL
MARKETS

LARGEST
TRANSACTIONS

DEAL OF
THE QUARTER

TTR RADAR

RANKINGS

?

RANKING YEAR TO DATE

M&A, PRIVATE EQUITY, VENTURE CAPITAL AND ASSET ACQUISITIONS

Dealmakers - Legal Advisors

TTR's Dealmaker Rankings are comprised exclusively of partner-level advisors active in each given market.

By nº of transactions

Ranking 2022	Dealmakers - Legal Advisor	Number of transactions	Total value (USDm)	Ranking 2021	Variation nº Of transactions	Buy-Side	Sell-Side
1	Diego Martínez Rueda-Chapital (DLA Piper Gallástegui y Lozano Mexico)	1	225.00	*	*	-	1
1	María Ríos (DLA Piper Gallástegui y Lozano Mexico)	1	225.00	*	*	-	1
1	Arturo Pérez-Estrada (Greenberg Traurig México)	1	225.00	*	*	1	-
1	Erick Hernández Gallego (Greenberg Traurig México)	1	225.00	*	*	1	-
1	José Raz Guzmán (Greenberg Traurig México)	1	225.00	*	*	1	-
2	Luis A. Nicolau (Ritch Mueller)	1	76.00	*	*	-	1
2	Gerardo Pérez Chow (Robles Miaja Abogados)	1	76.00	*	*	1	-
2	Rafael Robles Miaja (Robles Miaja Abogados)	1	76.00	*	*	1	-
3	Luis Cervantes Castillo (CDA)	1	-	*	*	1	-
3	Eduardo González Irías (Creel, García-Cuéllar, Aiza y Enríquez)	1	-	1	-2	1	-
3	Iker I. Arriola (Creel, García-Cuéllar, Aiza y Enríquez)	1	-	1	-2	1	-
3	Jean Michel Enriquez Dahlhaus (Creel, García-Cuéllar, Aiza y Enríquez)	1	-	1	-2	-	1
3	Edgar Romo Reynoso (DLA Piper Gallástegui y Lozano Mexico)	1	-	*	*	-	1
3	Xavier Mangino Dueñas (DLA Piper Gallástegui y Lozano Mexico)	1	-	*	*	-	1
3	Daniel Azmézquita (Galicia Abogados)	1	-	5	0	1	-
3	Hector Kuri (Galicia Abogados)	1	-	5	0	1	-
3	Ignacio Pesqueira (Galicia Abogados)	1	-	5	0	-	1
3	José Visoso (Galicia Abogados)	1	-	5	0	1	-
3	Rodrigo Zamora E. (Galicia Abogados)	1	-	5	0	1	-
3	Alfonso García-Mingo (GMT GarcíaMingo & Tejedo)	1	-	*	*	-	1
3	Carlos Acle Aquique (GMT GarcíaMingo & Tejedo)	1	-	*	*	-	1
3	Fernando Eraña (Pérez Correa González)	1	-	*	*	1	-

This ranking was generated with transactions announced in 2022 Year-to-Date. The Rankings do not include joint ventures. At least one party in the transaction must be from the country analyzed.

Asset Acquisitions transactions are included where the Target is classified as a Business Unit.

In case of a draw, the adopted criteria will be the following: for a draw of the number of transactions, the total deal value prevails; for a draw of the deal value, the number of transactions prevails. When a draw of both deal number and deal value occurs, the original position will be maintained and the deals will be arranged alphabetically.

In transactions where the same advisor represents both Buy-side and Sell-side, the deal is credited only once as Buy-side. Sell-side includes advisory mandates for targets and sellers.

* Not registered in 2021

All transactions and financial data are available at www.TTRrecord.com.

INDEX

OVERVIEW

PRIVATE EQUITY

VENTURE CAPITAL

ASSET ACQUISITION

EQUITY CAPITAL MARKETS

LARGEST TRANSACTIONS

DEAL OF THE QUARTER

TTR RADAR

RANKINGS

i

RANKING YEAR TO DATE

M&A, PRIVATE EQUITY, VENTURE CAPITAL AND ASSET ACQUISITIONS

Financial Advisors

By total value of transactions

Ranking 2022	Financial Advisor	Total value (USDm)	Number of transactions	Ranking 2021	Variation Total value (%)	Buy-Side (USDm)	Sell-Side (USDm)
1	Bank of America	736.00	1	4	*	-	736.00
1	Citigroup	736.00	1	*	*	736.00	-

By n° of transactions

Ranking 2022	Financial Advisor	Number of transactions	Total value (USDm)	Ranking 2021	Variation n° Of transactions	Buy-Side	Sell-Side
1	LXG Capital	2	-	1	0	-	2
2	Bank of America	1	736.00	4	0	-	1
2	Citigroup	1	736.00	*	*	1	-
3	UNE Asesores Financieros	1	-	2	-1	1	-

This ranking was generated with transactions announced in 2022 Year-to-Date. The Rankings do not include joint ventures. At least one party in the transaction must be from the country analyzed.

Asset Acquisitions transactions are included where the Target is classified as a Business Unit.

In case of a draw, the adopted criteria will be the following: for a draw of the number of transactions, the total deal value prevails; for a draw of the deal value, the number of transactions prevails. When a draw of both deal number and deal value occurs, the original position will be maintained and the deals will be arranged alphabetically.

In transactions where the same advisor represents both Buy-side and Sell-side, the deal is credited only once as Buy-side. Sell-side includes advisory mandates for targets and sellers.

* Not registered in 2021

All transactions and financial data are available at www.TTRRecord.com.

INDEX



OVERVIEW



PRIVATE EQUITY



VENTURE CAPITAL



ASSET ACQUISITION



EQUITY CAPITAL MARKETS



LARGEST TRANSACTIONS



DEAL OF THE QUARTER



TTR RADAR



RANKINGS



RANKING YEAR TO DATE

M&A, PRIVATE EQUITY, VENTURE CAPITAL AND ASSET ACQUISITIONS

Legal Advisors

By total value of transactions

Ranking 2022	Legal Advisor	Total value (USDm)	Number of transactions	Ranking 2021	Variation Total value (%)	Buy-Side (USDm)	Sell-Side (USDm)
1	Rebaza, Alcázar & De Las Casas	736.00	2	*	*	736.00	-
2	Estudio Rubio Leguía Normand	300.00	3	7	277.36	300.00	-
2	García Sayán Abogados	300.00	3	*	*	-	300.00
3	Estudio Muñiz	21.50	4	3	-96.90	21.50	-
4	Sumara Hub Legal	4.00	1	*	*	4.00	-

By nº of transactions

Ranking 2022	Legal Advisor	Number of transactions	Total value (USDm)	Ranking 2021	Variation nº Of transactions	Buy-Side	Sell-Side
1	Estudio Muñiz	4	21.50	1	-3	3	1
2	Rodrigo, Elías & Medrano Abogados	4	-	3	1	4	-
3	Estudio Rubio Leguía Normand	3	300.00	4	0	2	1
3	García Sayán Abogados	3	300.00	*	*	1	2
4	Philippi, Prietocarrizosa, Ferrero DU & Uría Perú	3	-	9	2	2	1
5	Rebaza, Alcázar & De Las Casas	2	736.00	*	*	1	1
6	Cuatrecasas Perú	2	-	12	1	2	-
7	Sumara Hub Legal	1	4.00	*	*	1	-
8	Garrigues Perú	1	-	7	0	1	-
8	Payet, Rey, Cauvi, Pérez Abogados	1	-	5	-1	-	1

This ranking was generated with transactions announced in 2022 Year-to-Date. The Rankings do not include joint ventures. At least one party in the transaction must be from the country analyzed.

Asset Acquisitions transactions are included where the Target is classified as a Business Unit.

In case of a draw, the adopted criteria will be the following: for a draw of the number of transactions, the total deal value prevails; for a draw of the deal value, the number of transactions prevails. When a draw of both deal number and deal value occurs, the original position will be maintained and the deals will be arranged alphabetically.

In transactions where the same advisor represents both Buy-side and Sell-side, the deal is credited only once as Buy-side. Sell-side includes advisory mandates for targets and sellers.

* Not registered in 2021

All transactions and financial data are available at www.TTRecord.com.

INDEX

OVERVIEW

PRIVATE EQUITY

VENTURE CAPITAL

ASSET ACQUISITION

EQUITY CAPITAL MARKETS

LARGEST TRANSACTIONS

DEAL OF THE QUARTER

TTR RADAR

RANKINGS

INDEX

RANKING YEAR TO DATE

M&A, PRIVATE EQUITY, VENTURE CAPITAL AND ASSET ACQUISITIONS

Dealmakers - Financial Advisor

By n° of transactions

Ranking 2022	Dealmakers - Financial Advisor	Number of transactions	Total value (USDm)	Ranking 2021	Variation n° Of transactions	Buy-Side	Sell-Side
1	Alfonso Bryce (<i>LXG Capital</i>)	2	-	1	0	-	2
1	Javier Zavala (<i>LXG Capital</i>)	2	-	1	0	-	2
2	Ian Fry Cisneros (<i>UNE Asesores Financieros</i>)	1	-	2	-1	1	-

This ranking was generated with transactions announced in 2022 Year-to-Date. The Rankings do not include joint ventures. At least one party in the transaction must be from the country analyzed.

Asset Acquisitions transactions are included where the Target is classified as a Business Unit.

In case of a draw, the adopted criteria will be the following: for a draw of the number of transactions, the total deal value prevails; for a draw of the deal value, the number of transactions prevails. When a draw of both deal number and deal value occurs, the original position will be maintained and the deals will be arranged alphabetically.

In transactions where the same advisor represents both Buy-side and Sell-side, the deal is credited only once as Buy-side. Sell-side includes advisory mandates for targets and sellers.

* Not registered in 2021

All transactions and financial data are available at www.TTRecord.com.


INDEX


OVERVIEW


PRIVATE
EQUITY


VENTURE
CAPITAL


ASSET
ACQUISITION


EQUITY CAPITAL
MARKETS


LARGEST
TRANSACTIONS


DEAL OF
THE QUARTER


TTR RADAR


RANKINGS



RANKING YEAR TO DATE ■ ■

M&A, PRIVATE EQUITY, VENTURE CAPITAL AND ASSET ACQUISITIONS

Dealmakers - Legal Advisors

TTR's Dealmaker Rankings are comprised exclusively of partner-level advisors active in each given market.

By total value of transactions

Ranking 2022	Dealmakers - Legal Advisor	Total value (USDm)	Number of transactions	Ranking 2021	Variation Total value (%)	Buy-Side (USDm)	Sell-Side (USDm)
1	Felipe Boisset (<i>Rebaza, Alcázar & De Las Casas</i>)	736.00	1	*	*	736.00	-
2	Carlos Arata (<i>Estudio Rubio Leguía Normand</i>)	300.00	3	6	284.62	300.00	-
2	Emil Ruppert (<i>Estudio Rubio Leguía Normand</i>)	300.00	3	6	284.62	300.00	-
2	Gilberto Ramos (<i>Estudio Rubio Leguía Normand</i>)	300.00	3	6	284.62	300.00	-
2	Luz María Pedraza (<i>Estudio Rubio Leguía Normand</i>)	300.00	3	6	284.62	300.00	-
2	Luis Gastañeta (<i>García Sayán Abogados</i>)	300.00	3	*	*	-	300.00
3	Mauricio Olaya Nohra (<i>Estudio Muñiz</i>)	21.50	4	3	-96.22	21.50	-

This ranking was generated with transactions announced in 2022 Year-to-Date. The Rankings do not include joint ventures. At least one party in the transaction must be from the country analyzed.

Asset Acquisitions transactions are included where the Target is classified as a Business Unit.

In case of a draw, the adopted criteria will be the following: for a draw of the number of transactions, the total deal value prevails; for a draw of the deal value, the number of transactions prevails. When a draw of both deal number and deal value occurs, the original position will be maintained and the deals will be arranged alphabetically.

In transactions where the same advisor represents both Buy-side and Sell-side, the deal is credited only once as Buy-side. Sell-side includes advisory mandates for targets and sellers.

* Not registered in 2021

All transactions and financial data are available at www.TTRecord.com.



INDEX



OVERVIEW



PRIVATE EQUITY



VENTURE CAPITAL



ASSET ACQUISITION



EQUITY CAPITAL MARKETS



LARGEST TRANSACTIONS



DEAL OF THE QUARTER



TTR RADAR



RANKINGS



RANKING YEAR TO DATE

M&A, PRIVATE EQUITY, VENTURE CAPITAL AND ASSET ACQUISITIONS

Dealmakers - Legal Advisors

TTR's Dealmaker Rankings are comprised exclusively of partner-level advisors active in each given market.

By nº of transactions

Ranking 2022	Dealmakers - Legal Advisor	Number of transactions	Total value (USDm)	Ranking 2021	Variation nº Of transactions	Buy-Side	Sell-Side
1	Mauricio Olaya Nohra (<i>Estudio Muñiz</i>)	4	21.50	1	0	3	1
2	Carlos Arata (<i>Estudio Rubio Leguía Normand</i>)	3	300.00	8	2	2	1
2	Emil Ruppert (<i>Estudio Rubio Leguía Normand</i>)	3	300.00	8	2	2	1
2	Gilberto Ramos (<i>Estudio Rubio Leguía Normand</i>)	3	300.00	8	2	2	1
2	Luz María Pedraza (<i>Estudio Rubio Leguía Normand</i>)	3	300.00	8	2	2	1
2	Luis Gastañeta (<i>García Sayán Abogados</i>)	3	300.00	*	*	1	2
3	Eduardo López Sandoval (<i>Rodrigo, Elías & Medrano Abogados</i>)	2	-	6	1	2	-
4	Felipe Boisset (<i>Rebaza, Alcázar & De Las Casas</i>)	1	736.00	*	*	1	-
5	Aldo Reggiardo Denegri (<i>Cuatrecasas Perú</i>)	1	-	13	0	1	-
5	Juan Pablo Porto (<i>Cuatrecasas Perú</i>)	1	-	13	0	1	-
5	Óscar Trelles de Belaunde (<i>Cuatrecasas Perú</i>)	1	-	13	0	1	-
5	Sergio Amiel (<i>Garrigues Perú</i>)	1	-	4	0	1	-
5	Juan Antonio Egúez (<i>Payet, Rey, Cauvi, Pérez Abogados</i>)	1	-	7	0	-	1
5	Guillermo Ferrero Álvarez-Calderón (<i>Philippi, Prietocarrizosa, Ferrero DU & Uría Perú</i>)	1	-	10	0	-	1
5	Javier Ezeta (<i>Philippi, Prietocarrizosa, Ferrero DU & Uría Perú</i>)	1	-	10	0	1	-
5	Rafael Boisset Tizón (<i>Philippi, Prietocarrizosa, Ferrero DU & Uría Perú</i>)	1	-	10	0	1	-
5	Alexandra Orbezo (<i>Rebaza, Alcázar & De Las Casas</i>)	1	-	*	*	-	1
5	Camilo Maruy (<i>Rebaza, Alcázar & De Las Casas</i>)	1	-	*	*	-	1
5	Juan Diego De Vinatea (<i>Rodrigo, Elías & Medrano Abogados</i>)	1	-	6	0	1	-
5	Luis Enrique Palacios (<i>Rodrigo, Elías & Medrano Abogados</i>)	1	-	6	0	1	-

This ranking was generated with transactions announced in 2022 Year-to-Date. The Rankings do not include joint ventures. At least one party in the transaction must be from the country analyzed.

Asset Acquisitions transactions are included where the Target is classified as a Business Unit.

In case of a draw, the adopted criteria will be the following: for a draw of the number of transactions, the total deal value prevails; for a draw of the deal value, the number of transactions prevails. When a draw of both deal number and deal value occurs, the original position will be maintained and the deals will be arranged alphabetically.

In transactions where the same advisor represents both Buy-side and Sell-side, the deal is credited only once as Buy-side. Sell-side includes advisory mandates for targets and sellers.

* Not registered in 2021

All transactions and financial data are available at www.TTRecord.com.

INDEX

OVERVIEW

PRIVATE EQUITY

VENTURE CAPITAL

ASSET ACQUISITION

EQUITY CAPITAL MARKETS

LARGEST TRANSACTIONS

DEAL OF THE QUARTER

TTR RADAR

RANKINGS

i



INDEX



OVERVIEW

PRIVATE
EQUITYVENTURE
CAPITALASSET
ACQUISITIONEQUITY CAPITAL
MARKETSLARGEST
TRANSACTIONSDEAL OF
THE QUARTER

TTR RADAR



RANKINGS



For more information:
customers@TTRecord.com
www.TTRecord.com

The contents of this report may be re-published in any format without prior authorisation from ZUVINOVA, as long as it includes a reference to "TTR - Transactional Track Record" (www.TTRecord.com).



M&A

**PRIVATE
EQUITY**

**VENTURE
CAPITAL**

**EQUITY
CAPITAL
MARKETS**

**ACQUISITION
FINANCE**

**PROJECT
FINANCE**



TTR is a premium business intelligence service and deals database that helps transactions professionals and corporate business development teams identify opportunities in high-growth markets globally.

To find out more or to request a free trial to TTR's database email us at customers@TTRecord.com or visit www.TTRecord.com today.

www.TTRecord.com

